

Due to ROE on October 15th
 Due to ISBE on November 16th
 SD/JA09

ILLINOIS STATE BOARD OF EDUCATION
 School Business Services Division
 100 North First Street, Springfield, Illinois 62777-0001
 217/785-8779

**Illinois School District/Joint Agreement
 Annual Financial Report ***
June 30, 2009

School District
 Joint Agreement

<p align="center"><u>School District/Joint Agreement Information</u> (See instructions on inside of this page.)</p>		<p align="center"><u>Accounting Basis:</u></p> <p><input type="checkbox"/> CASH <input checked="" type="checkbox"/> ACCRUAL</p>		<p align="center"><u>Certified Public Accountant Information</u></p>		
School District/Joint Agreement Number: 54-092-1180-24				Name of Auditing Firm: DBH & Associates, LLC		
County Name: Vermilion				Name of Audit Supervisor: Larry Fredin		
Name of School District/Joint Agreement: Danville CCSD 118				Address: 220A Kickapoo Drive		
Address: 516 N. Jackson		<p align="center"><u>Filing Status:</u> <u>Submit electronic AFR directly to ISBE</u></p> <p align="center">Click on the Link to Submit: www.isbe.net/sfms/afr/afr.htm</p>		City: Danville	State: IL	
City: Danville				Zip Code: 61832	Phone Number: 217-431-0200	Fax Number: 217-431-6173
Email Address:				IL Registration Number: 066-003421	Email Address:	
Zip Code: 61832						
<p align="center"><u>Annual Financial Report</u></p> Type of Auditor's Report Issued: <input type="checkbox"/> Qualified <input type="checkbox"/> Adverse <input type="checkbox"/> Disclaimer		<p align="center"><u>A-133 Single Audit Status:</u></p> <input checked="" type="checkbox"/> YES <input type="checkbox"/> NO Are Federal expenditures greater than \$500,000? <input checked="" type="checkbox"/> YES <input type="checkbox"/> NO Is all A-133 Single Audit Information completed and attached? <input type="checkbox"/> YES <input checked="" type="checkbox"/> NO Were any findings issued?		<p align="center">ISBE Use Only</p>		
<input type="checkbox"/> Reviewed by District Superintendent/Administrator		<input type="checkbox"/> Reviewed by Township Treasurer (Cook County only) Name of Township: _____				<input type="checkbox"/> Reviewed by Regional Superintendent
District Superintendent/Administrator Name (Type or Print):		Township Treasurer Name (type or print)		Regional Superintendent Name (Type or Print):		
Email Address:		Email Address:		Email Address:		
Telephone:	Fax Number:	Telephone:	Fax Number:	Telephone:	Fax Number:	
Signature & Date:		Signature & Date:		Signature & Date:		

* This form is based on 23 Illinois Administrative Code 100, Subtitle A, Chapter I, Subchapter C (Part 100).
ISBE Form SD50-35/JA50-60 (06/09)
 Revised 9/25/09

TABLE OF CONTENTS

	TAB Name	AFR Page No.
Auditor's Questionnaire	Aud Quest	2
Comments Applicable to the Auditor's Questionnaire	Aud Quest	2
Financial Profile Information	FP Info	3
Estimated Financial Profile Summary	Financial Profile	4
Basic Financial Statements		
Statement of Assets and Liabilities Arising from Cash Transactions/Statement of Position	Assets-Liab	5 - 6
Statement of Revenues Received/Revenues, Expenditures Disbursed/Expenditures, Other Sources (Uses) and Changes in Fund Balances (All Funds).....	Acct Summary	7 - 8
Statements of Revenues Received/Revenues (All Funds).....	Revenues	9 - 14
Statements of Expenditures Disbursed/Expenditures Budget to Actual (All Funds).....	Expenditures	15 - 22
Supplementary Schedules		
Federal Stimulus - American Recovery and Reinvestment Act (ARRA) of 2009 Schedule.....	ARRA Sched	23
Schedule of Ad Valorem Tax Receipts.....	Tax Sched	24
Schedule of Short-Term Debt/Long-Term Debt	Short-Term Long-Term Debt	25
Schedule of Restricted Local Tax Levies Analysis and Schedule of Tort Immunity Expenditures.....	Rest Tax Levies-Tort Im	26
Statistical Section		
Schedule of Capital Outlay and Depreciation.....	Cap Outlay Deprec	27
Estimated Operating Expenditures Per Pupil and Per Capita Tuition Charge Computation 2008-2009.....	PCTC-OEPP	28 - 29
Estimated Indirect Cost Rate for Federal Programs (Section I, Section II)	ICR Computation	30
Administrative Cost Worksheet	AC	31
Itemization Schedule	ITEMIZATION	32
Reference Page	REF	33
Notes, Opinion Letters, etc.....	Opinion-Notes	34
Audit Checklist/Balancing Schedule	AUDITCHECK	-
A-133 Single Audit Section		
Annual Federal Compliance Report.....	A-133 Cover - CAP	35 - 44

INSTRUCTIONS/REQUIREMENTS: For School Districts/Joint Agreements

All School Districts/Joint Agreements must complete this form (Note: Some Joint Agreement supplementary/statistical schedules may not be applicable) Round all amounts to the nearest dollar. **Do not enter cents.** (Exception: 9 Month ADA on page 28, line 78)

This form complies with **Part 100 (Requirements for Accounting, Budgeting, Financial Reporting, and Auditing)**.

[23, Illinois Administrative Code 100, Subtitle A, Chapter I, Subchapter C \(Part 100\)](#)

Any errors left unresolved by the **Audit Checklist/Balancing Schedule** must be explained.

Submit AFR Electronically

* The Annual Financial Reports (AFR) must be submitted directly through the Attachment Manager to the AFR Group by the Auditor or School District designated personnel (Please see **Instructions for FY09** for submission procedures).

Note: *CD/Disk no longer accepted.*

* AFR supporting documentation must be embedded as Microsoft Word (.doc), Word Perfect (*.wpd) or Adobe (*.pdf) and inserted within tab "Opinions & Notes". These documents include: The Audit, Management letter, Opinion letters, Compliance letters, Financial notes etc.... For embedding instructions see "Opinions & Notes" tab of this form.

Note: *Adobe Acrobat (*.pdf) files cannot be embedded if you do not have the software. Simply attach these files separately in the Attachment Manager and ISBE will embed them.*

[Attachment Manager Link](#)
[Instructions for FY09](#)

Submit Paper Copy of AFR with Signatures

1) The auditor must send three **paper** copies of the AFR form (cover through page 8 at minimum) to the School District with the auditor signature.

Note: *School Districts and Regional Superintendents may prefer a complete paper copy in lieu of an electronic file. Please comply with their requests as necessary.*

2) Upon receipt, the School District retains one copy for their records, signs, and forwards the remaining two copies to the Regional Superintendent's office no later than October 15, 2009.

3) Upon receipt, the Regional Superintendent's office retains one copy for their records, signs, and forwards the remaining paper copy to ISBE no later than Monday, November 16, 2009.

* Yellow Book, CPE, and Peer Review requirements must be met if the Auditor issues an opinion stating "Governmental Accounting Standards" were utilized.

[Single Audit Act A-133](#)

AUDITOR'S QUESTIONNAIRE

INSTRUCTIONS: If your review and testing of State, Local, and Federal Programs revealed any of the following statements to be true, then check the box on the left, and attach the appropriate findings/comments.

PART A - FINDINGS

- 1. One or more school board members, administrators, certified school business officials, or other qualifying district employees failed to file economic interest statements pursuant to the *Illinois Government Ethics Act*. [5 ILCS 420/4A-101]
- 2. One or more custodians of funds failed to comply with the bonding requirements pursuant to *Sections 8-2, 10-20.19 or 19-6 of the School Code*. [105 ILCS 5/8-2; 10-20.19; 19-6]
- 3. One or more contracts were executed or purchases made contrary to the provisions of *Section 10-20.21 of the School Code*. [105 ILCS 5/10-20.21]
- 4. One or more violations of the Public Funds Deposit Act or the Public Funds Investment Act were noted. [30 ILCS 225/1 et. seq. and 30 ILCS 235/1 et. seq.]
- 5. Restricted funds were commingled in the accounting records or used for other than the purpose for which they were restricted.
- 6. One or more short-term loans or short-term debt instruments were executed in non-conformity with the applicable authorizing statute or without statutory authority.
- 7. One or more long-term loans or long-term debt instruments were executed in non-conformity with the applicable authorizing statute or without statutory authority.
- 8. Corporate Personal Property Replacement Tax monies were deposited and/or used without first satisfying the lien imposed pursuant to the *State Revenue Sharing Act*. [30 ILCS 115/12]
- 9. One or more interfund loans were made in non-conformity with the applicable authorizing statute or without statutory authorization.
- 10. One or more interfund loans were outstanding beyond the term provided by statute.
- 11. One or more permanent transfers were made in non-conformity with the applicable authorizing statute/regulation or without statutory/regulatory authorization.
- 12. Substantial, or systematic misclassification of budgetary items such as, but not limited to, revenues, receipts, expenditures, disbursements or expenses were observed.
- 13. The Chart of Accounts used to define and control budget and accounting records does not conform to the minimum requirements imposed by ISBE rules pursuant to *Sections 2-3.27 and 2-3.28 of the School Code*. [105 ILCS 5/2-3.27; 2-3.28]

PART B - FINANCIAL DIFFICULTIES/CERTIFICATION Criteria pursuant to Section 1A-8 of the School Code [105 ILCS 5/1A-8]

- 14. The district has issued tax anticipation warrants or tax anticipation notes in anticipation of a second year's taxes when warrants or notes in anticipation of current year taxes are still outstanding, as authorized by *Sections 17-16 or 34-23 thru 34-27 of the School Code*. [105 ILCS 5/17-16 or 34-23 thru 34-27]
- 15. The district has issued short-term debt against two future revenue sources, such as, but not limited to, tax anticipation warrants and General State Aid certificates or tax anticipation warrants and revenue anticipation notes.
- 16. The district has issued school or teacher orders for wages as permitted in *Sections 8-16, 32-7.2 and 34-76 of the School Code* or issued funding bonds for this purpose pursuant to *Section 19-8 of the School Code*. [105 ILCS 5/8-6, 32-7.2, 34-76, and 19-8]
- 17. The district has for two consecutive years shown an excess of expenditures/other uses over revenues/other sources and beginning fund balances on its annual financial report for the aggregate totals of the Educational, Operations & Maintenance, Transportation, and Working Cash Funds.

PART C - OTHER ISSUES

- 18. Student Activity Funds, Imprest Funds, or other funds maintained by the district were excluded from the audit.
- 19. Findings, other than those listed in Part A (above), were reported (e.g. student activity fund findings).
- 20. Federal Stimulus Funds were not maintained and expended in accordance with the American Recovery and Reinvestment Act (ARRA) of 2009. If checked, an explanation must be provided.
- 21. The district is subject to the Property Tax Extension Limitation Law, effective: _____ mm/dd/yyyy

Comments Applicable to the Auditor's Questionnaire:

Name of Audit Firm (print)

This is to affirm that this audit was performed in accordance with the applicable standards [23 Illinois Administrative Code Part 100] and the scope of the audit conformed to the requirements of subsection (a) or (b) of 23 Illinois Administrative Code Part 100 Section 110, as applicable.

Signature

mm/dd/yyyy

	A	B	C	D	E	F	G	H	I	J	K	L	M
1	FINANCIAL PROFILE INFORMATION												
2													
3	<i>Required to be completed for School Districts only.</i>												
4													
5	A. Tax Rates (Enter the tax rate - ex: .0150 for \$1.50)												
6													
7	Tax Year 2008		Equalized Assessed Valuation (EAV):		412,760,548								
8													
9	Educational		Operations & Maintenance		Transportation		Combined Total		Working Cash				
10	Rate(s):	0.027200	+	0.005000	+	0.000200	=	0.032400	0.000500				
11													
12													
13	B. Results of Operations *												
14													
15	Receipts/Revenues		Disbursements/ Expenditures		Excess/ (Deficiency)		Fund Balance						
16	61,307,819		60,110,267		1,197,552		15,587,474						
17	* The numbers shown are the sum of entries on Pages 7 & 8, lines 8, 17, 20, and 65 for the Educational, Operations & Maintenance, Transportation and Working Cash Funds.												
18													
19													
20	C. Short-Term Debt **												
21	CPPRT Notes		TAWs		TANs		TO/EMP. Orders		GSA Certificates				
22	0		0		0		0		0				
23	Other		Total										
24	0		0										
25	** The numbers shown are the sum of entries on Page 25												
26													
27													
28	D. Long-Term Debt												
29	Check the applicable box for long-term debt allowance by type of district.												
30													
31	<input type="checkbox"/>	a. 6.9% for elementary and high school districts,				56,960,956							
32	<input checked="" type="checkbox"/>	b. 13.8% for unit districts.											
33													
34	Long-Term Debt Outstanding:												
35					Acct								
36	c. Bond Principal:				511		7,685,000						
37	d. Other Long-Term Debt:				590		906,743						
38	e. Total Long-Term Debt Outstanding:.....						8,591,743						
39													
40													
41	E. Material Impact on Financial Position												
42	If applicable, check any of the following items that may have a material impact on the entity's financial position during future reporting periods.												
43	Attach sheets as needed explaining each item checked.												
44													
45	<input type="checkbox"/>	Pending Litigation											
46	<input type="checkbox"/>	Material Decrease in EAV											
47	<input type="checkbox"/>	Material Increase/Decrease in Enrollment											
48	<input type="checkbox"/>	Adverse Arbitration Ruling											
49	<input type="checkbox"/>	Passage of Referendum											
50	<input type="checkbox"/>	Taxes Filed Under Protest											
51	<input type="checkbox"/>	Decisions By Local Board of Review or Illinois Property Tax Appeal Board (PTAB)											
52	<input type="checkbox"/>	Other Ongoing Concerns (Describe & Itemize)											
53													
54	Comments:												
55													
56													
57													
58													
59													
60													
61													
62													

	A	B	C	D	E	F	G	H	I	J	K	L	M	N	O	P	Q	R				
1	ESTIMATED FINANCIAL PROFILE SUMMARY																					
2	(Go to the following web site for reference to the Financial Profile)																					
3	www.isbe.net/sfms/p/profile.htm																					
4																						
5																						
6																						
7																						
8	District Name:	Danville CCSD 118																				
9	District Code:	54-092-1180-24																				
10	County Name:	Vermilion																				
11																						
12																						
13																						
14	1. Fund Balance to Revenue Ratio:																	Total	Ratio	Score	4	
15	Total Sum of Fund Balance (P8, L65)	Funds 10, 20, 40, 70 + (50 if negative)																15,587,474.00	0.254	Weight	0.35	
16	Total Sum of Direct Revenues (P7, L8)	Funds 10, 20, 40, & 70																61,307,819.00		Value	1.40	**
17																						
18	2. Expenditures to Revenue Ratio:																	Total	Ratio	Score	4	
19	Total Sum of Direct Expenditures (P7, L17)	Funds 10, 20 & 40																60,110,267.00	0.980	Adjustment	0	
20	Total Sum of Direct Revenues (P7, L8)	Funds 10, 20, 40 & 70																61,307,819.00		Weight	0.35	
21	Possible Adjustment:																	0		Value	1.40	**
22																						
23	3. Days Cash on Hand:																	Total	Days	Score	3	
24	Total Sum of Cash & Investments (P5, L4 & L5)	Funds 10, 20 40 & 70																22,010,529.00	131.82	Weight	0.10	
25	Total Sum of Direct Expenditures (P7, L17)	Funds 10, 20, 40 divided by 360																166,972.96		Value	0.30	**
26																						
27	4. Percent of Short-Term Borrowing Maximum Remaining:																	Total	Percent	Score	4	
28	Tax Anticipation Warrants Borrowed (P25, Col F, L6-7 & 11)	Funds 10, 20 & 40																0.00	100.00	Weight	0.10	
29	EAV (P3, L7*L10)	(.85 x EAV) x Sum of Combined Tax Rates)																11,367,425.49		Value	0.40	
30																						
31	5. Percent of Long-Term Debt Margin Remaining:																	Total	Percent	Score	4	
32	Long Term Debt Outstanding (P3, L38)																	8,591,743.00	84.91	Weight	0.10	
33	Total Long-Term Debt Allowed (P3, L21)																	56,960,955.62		Value	0.40	
34																						
35																	Total Profile Score:		3.90	*		
36	Estimated 2009 Financial Profile Designation: <u>RECOGNITION</u>																					
37																						
38																						
39																						
40																						
41																						
42																						
43																						
44																						

* Total Profile Score may change based on data provided on the Financial Profile Information, page 3 and by the timing of mandated categorical payments. Final score will be calculated by ISBE.

** The final value may be adjusted as a result of mandated categorical payments.

BASIC FINANCIAL STATEMENTS
STATEMENT OF ASSETS AND LIABILITIES ARISING FROM CASH TRANSACTIONS
STATEMENT OF POSITION AS OF JUNE 30, 2009

	A	B	C	D	E	F	G	H	I	J	K
			(10)	(20)	(30)	(40)	(50)	(60)	(70)	(80)	(90)
	ASSETS	Acct. #	Educational	Operations & Maintenance	Debt Services	Transportation	Municipal Retirement/Social Security	Capital Projects	Working Cash	Tort	Fire Prevention & Safety
3	CURRENT ASSETS (100)										
4	Cash (Accounts 111 through 115) ¹		127,222	25,197			94			17,551	
5	Investments	120	17,861,843	3,012,469	335,722		841,803	802,523	983,798	2,040,800	677,095
6	Taxes Receivable	130							243,072		
7	Interfund Receivables	140									
8	Intergovernmental Accounts Receivable	150									
9	Other Receivables	160									
10	Inventory	170	97,230								
11	Prepaid Items	180									
12	Other Current Assets (Describe & Itemize)	190									
13	Total Current Assets		18,086,295	3,037,666	335,722	0	841,897	802,523	1,226,870	2,058,351	677,095
14	CAPITAL ASSETS (200)										
15	Works of Art & Historical Treasures	210									
16	Land	220									
17	Building & Building Improvements	230									
18	Site Improvements & Infrastructure	240									
19	Capitalized Equipment	250									
20	Construction in Progress	260									
21	Amount Available in Debt Service Funds	340									
22	Amount to be Provided for Payment on Bonds	350									
23	Total Capital Assets										
24	CURRENT LIABILITIES (400)										
25	Interfund Payables	410				243,072					
26	Intergovernmental Accounts Payable	420									
27	Other Payables	430									
28	Contracts Payable	440									
29	Loans Payable	460									
30	Salaries & Benefits Payable	470									
31	Payroll Deductions & Withholdings	480	6,387,151	133,134			62,282			83,766	232,632
32	Deferred Revenues & Other Current Liabilities	490									
33	Due to Activity Fund Organizations	493									
34	Total Current Liabilities		6,387,151	133,134	0	243,072	62,282	0	0	83,766	232,632
35	LONG-TERM LIABILITIES (500)										
36	Bonds Payable	511									
37	Other Long-Term Liabilities	590									
38	Total Long-Term Liabilities		0	0	0	0	0	0		0	0
39	Reserved Fund Balance	714	1,218,064				779,615			1,974,585	444,463
40	Unreserved Fund balance	730	10,481,080	2,904,532	335,722	(243,072)		802,523	1,226,870		
41	Investment in General Fixed Assets										
42	Total Liabilities and Fund Balance		18,086,295	3,037,666	335,722	0	841,897	802,523	1,226,870	2,058,351	677,095

BASIC FINANCIAL STATEMENTS
STATEMENT OF ASSETS AND LIABILITIES ARISING FROM CASH TRANSACTIONS
STATEMENT OF POSITION AS OF JUNE 30, 2009

	A	B	L	M	N
1				Account Groups	
2	ASSETS	Acct. #	Agency Fund	General Fixed Assets	General Long-Term Debt
3	CURRENT ASSETS (100)				
4	Cash (Accounts 111 through 115) ¹		277,079		
5	Investments	120	260,865		
6	Taxes Receivable				
7	Interfund Receivables	140			
8	Intergovernmental Accounts Receivable	150			
9	Other Receivables	160			
10	Inventory	170			
11	Prepaid Items	180			
12	Other Current Assets (Describe & Itemize)	190			
13	Total Current Assets		537,944		
14	CAPITAL ASSETS (200)				
15	Works of Art & Historical Treasures	210			
16	Land	220		1,316,786	
17	Building & Building Improvements	230		27,645,316	
18	Site Improvements & Infrastructure	240			
19	Capitalized Equipment	250		2,372,195	
20	Construction in Progress	260			
21	Amount Available in Debt Service Funds	340			335,722
22	Amount to be Provided for Payment on Bonds	350			8,256,021
23	Total Capital Assets			31,334,297	8,591,743
24	CURRENT LIABILITIES (400)				
25	Interfund Payables	410			
26	Intergovernmental Accounts Payable	420			
27	Other Payables	430			
28	Contracts Payable	440			
29	Loans Payable	460			
30	Salaries & Benefits Payable	470			
31	Payroll Deductions & Withholdings	480			
32	Deferred Revenues & Other Current Liabilities	490			
33	Due to Activity Fund Organizations	493	537,944		
34	Total Current Liabilities		537,944		
35	LONG-TERM LIABILITIES (500)				
36	Bonds Payable	511			7,685,000
37	Other Long-Term Liabilities	590			906,743
38	Total Long-Term Liabilities				8,591,743
39	Reserved Fund Balance	714			
40	Unreserved Fund balance	730			
41	Investment in General Fixed Assets			31,334,297	
42	Total Liabilities and Fund Balance		537,944	31,334,297	8,591,743

BASIC FINANCIAL STATEMENT
STATEMENT OF REVENUES RECEIVED/REVENUES, EXPENDITURES/DISBURSED/EXPENDITURES, OTHER
SOURCES (USES) AND CHANGES IN FUND BALANCE
ALL FUNDS - FOR THE YEAR ENDING JUNE 30, 2009

	A	B	C	D	E	F	G	H	I	J
1			(10)	(20)	(30)	(40)	(50)	(60)	(70)	(80)
2	Description	Acct #	Educational	Operations & Maintenance	Debt Services	Transportation	Municipal Retirement/ Social Security	Capital Projects	Working Cash	Tort
3	RECEIPTS/REVENUES									
4	Local Sources	1000	15,806,639	2,380,132	2,158,839	805,618	1,976,505	147,207	218,001	1,200,711
5	Flow-Through Receipts/Revenues from One District to Another District	2000								
5	Another District		96,499	0		0	0			
6	State Sources	3000	27,506,966	0	0	1,428,969	0	0	0	0
7	Federal Sources	4000	13,064,995	0	0	0	0	0	0	0
8	Total Direct Receipts/Revenues		56,475,099	2,380,132	2,158,839	2,234,587	1,976,505	147,207	218,001	1,200,711
9	Receipts/Revenues for "On Behalf" Payments ²	3998	5,561,405							
10	Total Receipts/Revenues		62,036,504	2,380,132	2,158,839	2,234,587	1,976,505	147,207	218,001	1,200,711
11	DISBURSEMENTS/EXPENDITURES									
12	Instruction	1000	37,684,020				904,605			
13	Support Services	2000	15,814,169	2,477,480		2,634,184	1,101,159	609,138		1,168,418
14	Community Services	3000	376,067	0		0	31,152			
15	Payments to Other Districts & Governmental Units	4000	1,124,347	0	0	0	0	0		
16	Debt Service	5000	0	0	2,332,135	0	0			0
17	Total Direct Disbursements/Expenditures		54,998,603	2,477,480	2,332,135	2,634,184	2,036,916	609,138		1,168,418
18	Disbursements/Expenditures for "On Behalf" Payments ²	4180	5,561,405	0	0	0	0	0		0
19	Total Disbursements/Expenditures		60,560,008	2,477,480	2,332,135	2,634,184	2,036,916	609,138		1,168,418
20	Excess of Direct Receipts/Revenues Over (Under) Direct Disbursements/Expenditures ³		1,476,496	(97,348)	(173,296)	(399,597)	(60,411)	(461,931)	218,001	32,293
21	OTHER SOURCES/USES OF FUNDS									
22	OTHER SOURCES OF FUNDS (7000)									
23	PERMANENT TRANSFER FROM VARIOUS FUNDS									
24	Abolishment or Abatement of the Working Cash Fund	7110								
25	Transfer of Working Cash Fund Interest	7120								
26	Transfer Among Funds	7130								
27	Transfer of Interest	7140								
28	Transfer from Capital Project Fund to O&M Fund	7150								
29	Transfer of Excess Fire Prevention & Safety Tax and Interest Proceeds to Debt Service Fund ⁴	7160								
30	Transfer to Excess Fire Prevention & Safety Bond and Interest Proceeds to Debt Service Fund ⁴	7170								
31	SALE OF BONDS (7200)									
32	Principal on Bonds Sold	7210								
33	Premium on Bonds Sold	7220								
34	Accrued Interest on Bonds Sold	7230								
35	Sale or Compensation for Fixed Assets ⁵	7300								
36	Transfer to Debt Service to Pay Principal on Capital Leases	7400			0					
37	Transfer to Debt Service to Pay Interest on Capital Leases	7500			0					
38	Transfer to Debt Service to Pay Principal on Revenue Bonds	7600			0					
39	Transfer to Debt Service Fund to Pay Interest on Revenue Bonds	7700			0					
40	Transfer to Capital Projects Fund	7800						0		
41	ISBE Loan Proceeds	7900								
42	Other Sources Not Classified Elsewhere	7990								
43	Total Other Sources of Funds		0	0	0	0	0	0	0	0
44	OTHER USES OF FUNDS (8000)									
45	PERMANENT TRANSFER TO VARIOUS OTHER FUNDS (8100)									
46	Abolishment or Abatement of the Working Cash Fund	8110							0	
47	Transfer of Working Cash Fund Interest	8120							0	

BASIC FINANCIAL STATEMENT
STATEMENT OF REVENUES RECEIVED/REVENUES, EXPENDITURES/DISBURSED/EXPENDITURES, OTHER
SOURCES (USES) AND CHANGES IN FUND BALANCE
ALL FUNDS - FOR THE YEAR ENDING JUNE 30, 2009

1	A	B	C	D	E	F	G	H	I	J
2	Description	Acct #	(10) Educational	(20) Operations & Maintenance	(30) Debt Services	(40) Transportation	(50) Municipal Retirement/ Social Security	(60) Capital Projects	(70) Working Cash	(80) Tort
48	Transfer Among Funds	8130								
49	Transfer of Interest	8140								
50	Transfer from Capital Project Fund to O&M Fund	8150						0		
51	Transfer of Excess Fire Prevention & Safety Tax & Interest Proceeds to O&M Fund	8160								
52	Transfer of Excess Fire Prevention & Safety Bond and Interest Proceeds to Debt Service Fund	8170								
53	Transfer to Debt Service Fund to Pay Principal on Capital Leases	8400								
54	Transfer to Debt Service Fund to Pay Interest on Capital Leases	8500								
55	Transfer to Debt Service Fund to Pay Principal on Revenue Bonds	8600								
56	Transfer to Debt Service Fund to Pay Interest on Revenue Bonds	8700								
57	Transfer to Capital Projects Fund	8800								
58	Transfer to Debt Service Fund to Pay Principal on ISBE Loans	8910								
59	Other Uses Not Classified Elsewhere	8990								
60	Total Other Uses of Funds		0	0	0	0	0	0	0	0
61	Total Other Sources/Uses of Funds ⁶		0	0	0	0	0	0	0	0
62	Excess of Receipts/Revenues and Other Sources of Funds (Over/Under) Expenditures/Disbursements and Other Uses of Funds		1,476,496	(97,348)	(173,296)	(399,597)	(60,411)	(461,931)	218,001	32,293
63	Fund Balances - July 1, 2008		12,164,940	2,414,046	509,018	156,525	840,026	1,264,454	1,008,869	
64	Other Changes in Fund Balances - Increases (Decreases) (Describe & Itemize)		(1,942,292)	587,834						1,942,292
65	Fund Balances - June 30, 2009		11,699,144	2,904,532	335,722	(243,072)	779,615	802,523	1,226,870	1,974,585

BASIC FINANCIAL STATEMENT
STATEMENT OF REVENUES RECEIVED/REVENUES, EXPENDITURES/DISBURSED/EXPENDITURES, OTHER
SOURCES (USES) AND CHANGES IN FUND BALANCE
ALL FUNDS - FOR THE YEAR ENDING JUNE 30, 2009

	A	B	K
1			(90)
2	Description	Acct #	Fire Prevention & Safety
3	RECEIPTS/REVENUES		
4	Local Sources	1000	207,398
5	Flow-Through Receipts/Revenues from One District to Another District	2000	
6	State Sources	3000	0
7	Federal Sources	4000	0
8	Total Direct Receipts/Revenues		207,398
9	Receipts/Revenues for "On Behalf" Payments ²	3998	
10	Total Receipts/Revenues		207,398
11	DISBURSEMENTS/EXPENDITURES		
12	Instruction	1000	
13	Support Services	2000	238,040
14	Community Services	3000	
15	Payments to Other Districts & Governmental Units	4000	0
16	Debt Service	5000	0
17	Total Direct Disbursements/Expenditures		238,040
18	Disbursements/Expenditures for "On Behalf" Payments ²	4180	0
19	Total Disbursements/Expenditures		238,040
20	Excess of Direct Receipts/Revenues Over (Under) Direct Disbursements/Expenditures ³		(30,642)
21	OTHER SOURCES/USES OF FUNDS		
22	OTHER SOURCES OF FUNDS (7000)		
23	PERMANENT TRANSFER FROM VARIOUS FUNDS		
24	Abolishment or Abatement of the Working Cash Fund	7110	
25	Transfer of Working Cash Fund Interest	7120	
26	Transfer Among Funds	7130	
27	Transfer of Interest	7140	
28	Transfer from Capital Project Fund to O&M Fund	7150	
29	Transfer of Excess Fire Prevention & Safety Tax and Interest Proceeds to Debt Service Fund ⁴	7160	
30	Transfer to Excess Fire Prevention & Safety Bond and Interest Proceeds to Debt Service Fund ⁴	7170	
31	SALE OF BONDS (7200)		
32	Principal on Bonds Sold	7210	
33	Premium on Bonds Sold	7220	
34	Accrued Interest on Bonds Sold	7230	
35	Sale or Compensation for Fixed Assets ⁵	7300	
36	Transfer to Debt Service to Pay Principal on Capital Leases	7400	
37	Transfer to Debt Service to Pay Interest on Capital Leases	7500	
38	Transfer to Debt Service to Pay Principal on Revenue Bonds	7600	
39	Transfer to Debt Service Fund to Pay Interest on Revenue Bonds	7700	
40	Transfer to Capital Projects Fund	7800	
41	ISBE Loan Proceeds	7900	
42	Other Sources Not Classified Elsewhere	7990	
43	Total Other Sources of Funds		0
44	OTHER USES OF FUNDS (8000)		
45	PERMANENT TRANSFER TO VARIOUS OTHER FUNDS (8100)		
46	Abolishment or Abatement of the Working Cash Fund	8110	
47	Transfer of Working Cash Fund Interest	8120	

BASIC FINANCIAL STATEMENT
STATEMENT OF REVENUES RECEIVED/REVENUES, EXPENDITURES/DISBURSED/EXPENDITURES, OTHER
SOURCES (USES) AND CHANGES IN FUND BALANCE
ALL FUNDS - FOR THE YEAR ENDING JUNE 30, 2009

	A	B	K
1			(90)
2	Description	Acct #	Fire Prevention & Safety
48	Transfer Among Funds	8130	
49	Transfer of Interest	8140	
50	Transfer from Capital Project Fund to O&M Fund	8150	
51	Transfer of Excess Fire Prevention & Safety Tax & Interest Proceeds to O&M Fund	8160	0
52	Transfer of Excess Fire Prevention & Safety Bond and Interest Proceeds to Debt Service Fund	8170	0
53	Transfer to Debt Service Fund to Pay Principal on Capital Leases	8400	
54	Transfer to Debt Service Fund to Pay Interest on Capital Leases	8500	
55	Transfer to Debt Service Fund to Pay Principal on Revenue Bonds	8600	
56	Transfer to Debt Service Fund to Pay Interest on Revenue Bonds	8700	
57	Transfer to Capital Projects Fund	8800	
58	Transfer to Debt Service Fund to Pay Principal on ISBE Loans	8910	
59	Other Uses Not Classified Elsewhere	8990	
60	Total Other Uses of Funds		0
61	Total Other Sources/Uses of Funds ⁶		0
62	Excess of Receipts/Revenues and Other Sources of Funds (Over/Under) Expenditures/Disbursements and Other Uses of Funds		(30,642)
63	Fund Balances - July 1, 2008		475,105
64	Other Changes in Fund Balances - Increases (Decreases) (Describe & Itemize)		
65	Fund Balances - June 30, 2009		444,463

STATEMENT OF REVENUES RECEIVED/REVENUES
FOR THE YEAR ENDING JUNE 30, 2009

	A	B	C	D	E	F	G	H	I	J	K
1			(10)	(20)	(30)	(40)	(50)	(60)	(70)	(80)	(90)
2	Description	Acct #	Educational	Operations & Maintenance	Debt Services	Transportation	Municipal Retirement/ Social Security	Capital Projects	Working Cash	Tort	Fire Prevention & Safety
3	RECEIPTS/REVENUES FROM LOCAL SOURCES (1000)										
4	AD VALOREM TAXES LEVIED BY LOCAL EDUCATION AGENCY										
5	Designated Purposes Levies (1110-1120) ⁷		10,834,350	1,991,608	2,138,987	796,643	892,639		199,161	1,162,303	199,161
6	Leasing Purposes Levy ⁸	1130	199,161								
7	Special Education Purposes Levy	1140	159,329								
8	FICA/Medicare Only Purposes Levies	1150					922,513				
9	Area Vocational Construction Purposes Levy	1160									
10	Summer School Purposes Levy	1170									
11	Other Tax Levies (Describe & Itemize)	1190									
12	Total Ad Valorem Taxes Levied By District		11,192,840	1,991,608	2,138,987	796,643	1,815,152	0	199,161	1,162,303	199,161
13	PAYMENTS IN LIEU OF TAXES										
14	Mobile Home Privilege Tax	1210	10,100	1,797	1,930	719	1,638		180	1,049	180
15	Payments from Local Housing Authorities	1220									
16	Corporate Personal Property Replacement Taxes ⁹	1230	3,427,785				135,000				
17	Other Payments in Lieu of Taxes (Describe & Itemize)	1290									
18	Total Payments in Lieu of Taxes		3,437,885	1,797	1,930	719	136,638	0	180	1,049	180
19	TUITION										
20	Regular - Tuition from Pupils or Parents (In State)	1311	1,173								
21	Regular - Tuition from Other Districts (In State)	1312									
22	Regular - Tuition from Other Sources (In State)	1313									
23	Regular - Tuition from Other Sources (Out of State)	1314									
24	Summer Sch - Tuition from Pupils or Parents (In State)	1321	16,960								
25	Summer Sch - Tuition from Other Districts (In State)	1322									
26	Summer Sch - Tuition from Other Sources (In State)	1323									
27	Summer Sch - Tuition from Other Sources (Out of State)	1324									
28	CTE - Tuition from Pupils or Parents (In State)	1331									
29	CTE - Tuition from Other Districts (In State)	1332									
30	CTE - Tuition from Other Sources (In State)	1333									
31	CTE - Tuition from Other Sources (Out of State)	1334									
32	Special Ed - Tuition from Pupils or Parents (In State)	1341									
33	Special Ed - Tuition from Other Districts (In State)	1342									
34	Special Ed - Tuition from Other Sources (In State)	1343									
35	Special Ed - Tuition from Other Sources (Out of State)	1344									
36	Adult - Tuition from Pupils or Parents (In State)	1351									
37	Adult - Tuition from Other Districts (In State)	1352									
38	Adult - Tuition from Other Sources (In State)	1353									
39	Adult - Tuition from Other Sources (Out of State)	1354									
40	Total Tuition		18,133								
41	TRANSPORTATION FEES										
42	Regular - Transp Fees from Pupils or Parents (In State)	1411									
43	Regular - Transp Fees from Other Districts (In State)	1412									
44	Regular - Transp Fees from Other Sources (In State)	1413									
45	Regular - Transp Fees from Co-curricular Activities (In State)	1415									
46	Regular Transp Fees from Other Sources (Out of State)	1416									
47	Summer Sch - Transp. Fees from Pupils or Parents (In State)	1421									
48	Summer Sch - Transp. Fees from Other Districts (In State)	1422									
49	Summer Sch - Transp. Fees from Other Sources (In State)	1423									
50	Summer Sch - Transp. Fees from Other Sources (Out of State)	1424									
51	CTE - Transp Fees from Pupils or Parents (In State)	1431									
52	CTE - Transp Fees from Other Districts (In State)	1432									

**STATEMENT OF REVENUES RECEIVED/REVENUES
FOR THE YEAR ENDING JUNE 30, 2009**

1	A	B	C	D	E	F	G	H	I	J	K
2	Description	Acct #	(10) Educational	(20) Operations & Maintenance	(30) Debt Services	(40) Transportation	(50) Municipal Retirement/ Social Security	(60) Capital Projects	(70) Working Cash	(80) Tort	(90) Fire Prevention & Safety
53	CTE - Transp Fees from Other Sources (In State)	1433									
54	CTE - Transp Fees from Other Sources (Out of State)	1434									
55	Special Ed - Transp Fees from Pupils or Parents (In State)	1441									
56	Special Ed - Transp Fees from Other Districts (In State)	1442									
57	Special Ed - Transp Fees from Other Sources (In State)	1443									
58	Special Ed - Transp Fees from Other Sources (Out of State)	1444									
59	Adult - Transp Fees from Pupils or Parents (In State)	1451									
60	Adult - Transp Fees from Other Districts (In State)	1452									
61	Adult - Transp Fees from Other Sources (In State)	1453									
62	Adult - Transp Fees from Other Sources (Out of State)	1454									
63	Total Transportation Fees					0					
64	EARNINGS ON INVESTMENTS										
65	Interest on Investments	1510	292,654	61,235	17,922	8,256	24,715	19,407	18,660	37,342	8,057
66	Gain or Loss on Sale of Investments	1520									
67	Total Earnings on Investments		292,654	61,235	17,922	8,256	24,715	19,407	18,660	37,342	8,057
68	FOOD SERVICE										
69	Sales to Pupils - Lunch	1611	203,846								
70	Sales to Pupils - Breakfast	1612	24,046								
71	Sales to Pupils - A la Carte	1613	231,423								
72	Sales to Pupils - Other (Describe & Itemize)	1614									
73	Sales to Adults	1620	34,235								
74	Other Food Service (Describe & Itemize)	1690	52,311								
75	Total Food Service		545,861								
76	DISTRICT/SCHOOL ACTIVITY INCOME										
77	Admissions - Athletic	1711	38,494								
78	Admissions - Other (Describe & Itemize)	1719									
79	Fees	1720	15,258								
80	Book Store Sales	1730									
81	Other District/School Activity Revenue (Describe & Itemize)	1790									
82	Total District/School Activity Income		53,752	0							
83	TEXTBOOK INCOME										
84	Rentals - Regular Textbooks	1811	73,912								
85	Rentals - Summer School Textbooks	1812									
86	Rentals - Adult/Continuing Education Textbooks	1813									
87	Rentals - Other (Describe & Itemize)	1819									
88	Sales - Regular Textbooks	1821									
89	Sales - Summer School Textbooks	1822									
90	Sales - Adult/Continuing Education Textbooks	1823									
91	Sales - Other (Describe & Itemize)	1829	14,421								
92	Other (Describe & Itemize)	1890									
93	Total Textbook Income		88,333								
94	OTHER REVENUE FROM LOCAL SOURCES										
95	Rentals	1910		10,268							
96	Contributions and Donations from Private Sources	1920	50,000	314,144							
97	Impact Fees from Municipal or County Governments	1930									
98	Services Provided Other Districts	1940									
99	Refund of Prior Years' Expenditures	1950	29,241	277							
100	Payments of Surplus Moneys from TIF Districts	1960									
101	Drivers' Education Fees	1970	23,750								
102	Proceeds from Vendors' Contracts	1980						127,800			

**STATEMENT OF REVENUES RECEIVED/REVENUES
FOR THE YEAR ENDING JUNE 30, 2009**

1	A	B	C	D	E	F	G	H	I	J	K
2	Description	Acct #	(10) Educational	(20) Operations & Maintenance	(30) Debt Services	(40) Transportation	(50) Municipal Retirement/ Social Security	(60) Capital Projects	(70) Working Cash	(80) Tort	(90) Fire Prevention & Safety
103	Payment from Other Districts	1991									
104	Sale of Vocational Projects	1992									
105	Other Local Fees	1993	1,494								
106	Other Local Revenues (Describe & Itemize)	1999	72,696	803						17	
107	Total Other Revenue from Local Sources		177,181	325,492	0	0	0	127,800	0	17	0
108	Total Receipts/Revenues from Local Sources	1000	15,806,639	2,380,132	2,158,839	805,618	1,976,505	147,207	218,001	1,200,711	207,398
109	FLOW-THROUGH RECEIPTS/REVENUES FROM ONE DISTRICT TO ANOTHER DISTRICT (2000)										
110	Flow-through Revenue from State Sources	2100	44,040								
111	Flow-through Revenue from Federal Sources	2200	52,459								
112	Other Flow-Through (Describe & Itemize)	2300									
113	Total Flow-Through Receipts/Revenues from One District to Another District	2000	96,499	0		0	0				
114	RECEIPTS/REVENUES FROM STATE SOURCES (3000)										
115	UNRESTRICTED GRANTS-IN-AID										
116	General State Aid- Sec. 18-8.05	3001	22,925,247								
117	General State Aid - Hold Harmless/Supplemental	3002									
118	Reorganization Incentives (Accounts 3005-3021)	3005									
119	Other Unrestricted Grants-In-Aid from State Sources (Describe & Itemize)	3099									
120	Total Unrestricted Grants-In-Aid		22,925,247	0	0	0	0	0		0	0
121	RESTRICTED GRANTS-IN-AID										
122	SPECIAL EDUCATION										
123	Special Education - Private Facility Tuition	3100	89,816								
124	Special Education - Extraordinary	3105	780,634								
125	Special Education - Personnel	3110	752,565								
126	Special Education - Orphanage - Individual	3120	45,915								
127	Special Education - Orphanage - Summer	3130									
128	Special Education - Summer School	3145	18,836								
129	Special Education - Other (Describe & Itemize)	3199									
130	Total Special Education		1,687,766	0		0					
131	CAREER AND TECHNICAL EDUCATION (CTE)										
132	CTE - Technical Education - Tech Prep	3200									
133	CTE - Secondary Program Improvement (CTEI)	3220									
134	CTE - WECEP	3225	133,218								
135	CTE - Agriculture Education	3235									
136	CTE - Instructor Practicum	3240									
137	CTE - Student Organizations	3270									
138	CTE - Other (Describe & Itemize)	3299	37,344								
139	Total Career and Technical Education		170,562	0			0				
140	BILINGUAL EDUCATION										
141	Bilingual Ed - Downstate - TPI and TBE	3305	10,131								
142	Bilingual Education - Transitional Bilingual Education	3310									
143	Total Bilingual Ed		10,131				0				
144	State Free Lunch & Breakfast	3360	64,155								
145	School Breakfast Initiative	3365	212								
146	Driver Education	3370	44,543								
147	Adult Ed (from ICCB)	3410									
148	Adult Ed - Other (Describe & Itemize)	3499									

**STATEMENT OF REVENUES RECEIVED/REVENUES
FOR THE YEAR ENDING JUNE 30, 2009**

1	A	B	C	D	E	F	G	H	I	J	K
2	Description	Acct #	(10) Educational	(20) Operations & Maintenance	(30) Debt Services	(40) Transportation	(50) Municipal Retirement/ Social Security	(60) Capital Projects	(70) Working Cash	(80) Tort	(90) Fire Prevention & Safety
149	TRANSPORTATION										
150	Transportation - Regular/Vocational	3500				830,075					
151	Transportation - Special Education	3510				401,847					
152	Transportation - Other (Describe & Itemize)	3599									
153	Total Transportation		0	0		1,231,922	0				
154	Learning Improvement - Change Grants	3610									
155	Scientific Literacy	3660									
156	Truant Alternative/Optional Education	3695	96,384								
157	Early Childhood - Block Grant	3705	1,510,786			197,047					
158	Reading Improvement Block Grant	3715	283,449								
159	Reading Improvement Block Grant - Reading Recovery	3720									
160	Continued Reading Improvement Block Grant	3725									
161	Continued Reading Improvement Block Grant (2% Set Aside)	3726									
162	Chicago General Education Block Grant	3766									
163	Chicago Educational Services Block Grant	3767									
164	School Safety & Educational Improvement Block Grant	3775	206,027								
165	Technology - Learning Technology Centers	3780									
166	State Charter Schools	3815									
167	Extended Learning Opportunities - Summer Bridges	3825	99,811								
168	Infrastructure Improvements - Construction	3920									
169	School Infrastructure - Maintenance	3925									
170	Other Restricted Revenue from State Sources (Describe & Itemize)	3999	407,893								
171	Total Restricted Grants-In-Aid		4,581,719	0	0	1,428,969	0	0	0	0	0
172	Total Receipts from State Sources	3000	27,506,966	0	0	1,428,969	0	0	0	0	0
173	RECEIPTS/REVENUES FROM FEDERAL SOURCES (4000)										
174	UNRESTRICTED GRANTS-IN-AID RECEIVED DIRECTLY FROM FEDERAL GOVT										
175	Federal Impact Aid	4001									
176	Other Unrestricted Grants-In-Aid Received Directly from the Fed Govt (Describe & Itemize)	4009									
177	Total Unrestricted Grants-In-Aid Received Directly from the Federal Govt		0	0	0	0	0	0	0	0	0
178	RESTRICTED GRANTS-IN-AID RECEIVED DIRECTLY FROM FEDERAL GOVT										
179	Head Start	4045									
180	Construction (Impact Aid)	4050									
181	MAGNET	4060									
182	Other Restricted Grants-In-Aid Received Directly from the Federal Govt (Describe & Itemize)	4090									
183	Total Restricted Grants-In-Aid Received Directly from Federal Govt		0	0		0	0	0			0
184	RESTRICTED GRANTS-IN-AID RECEIVED FROM FEDERAL GOVT THRU THE STATE										
185	TITLE V										
186	Title V - Innovation and Flexibility Formula	4100									
187	Title V - District Projects	4105									
188	Title V - Rural & Low Income Schools	4107									
189	Title V - Other (Describe & Itemize)	4199									
190	Total Title V		0	0		0	0				
191	FOOD SERVICE										
192	Breakfast Start-Up	4200									
193	National School Lunch Program	4210	1,466,738								
194	Special Milk Program	4215	9,306								

**STATEMENT OF REVENUES RECEIVED/REVENUES
FOR THE YEAR ENDING JUNE 30, 2009**

1	A	B	C	D	E	F	G	H	I	J	K
2	Description	Acct #	(10) Educational	(20) Operations & Maintenance	(30) Debt Services	(40) Transportation	(50) Municipal Retirement/ Social Security	(60) Capital Projects	(70) Working Cash	(80) Tort	(90) Fire Prevention & Safety
195	School Breakfast Program	4220	447,760								
196	Summer Food Service Admin/Program	4225									
197	Child Care Commodity/SFS 13-Adult Day Care	4226									
198	Food Service - Other (Describe & Itemize)	4299	108,495								
199	Total Food Service		2,032,299				0				
200	TITLE I										
201	Title I - Low Income	4300	2,298,597								
202	Title I - Low Income - Neglected, Private	4305									
203	Title I - Comprehensive School Reform	4332									
204	Title I - Reading First	4334									
205	Title I - Even Start	4335									
206	Title I - Reading First SEA Funds	4337									
207	Title I - Migrant Education	4340									
208	Title I - Other (Describe & Itemize)	4399									
209	Total Title I		2,298,597	0		0	0				
210	TITLE IV										
211	Title IV - Safe & Drug Free Schools - Formula	4400	31,388								
212	Title IV - 21st Century	4421									
213	Title IV - Other (Describe & Itemize)	4499									
214	Total Title IV		31,388	0		0	0				
215	FEDERAL - SPECIAL EDUCATION										
216	Fed - Spec Education - Preschool Flow-Through	4600	30,065								
217	Fed - Spec Education - Preschool Discretionary	4605									
218	Fed - Spec Education - IDEA - Flow Through/Low Incidence	4620	1,184,418								
219	Fed - Spec Education - IDEA - Room & Board	4625	425,260								
220	Fed - Spec Education - IDEA - Discretionary	4630									
221	Fed - Spec Education - IDEA - Other (Describe & Itemize)	4699									
222	Total Federal - Special Education		1,639,743	0		0	0				
223	CTE - PERKINS										
224	CTE - Perkins - Title III E - Tech Prep	4770									
225	CTE - Other (Describe & Itemize)	4799									
226	Total CTE - Perkins		0	0			0				
227	Federal - Adult Education	4810									
228	General State Aid - Education Stabilization	4850	6,076,254								
229	Title I - Low Income	4851									
230	Title I - Neglected, Private	4852									
231	Title I - Delinquent, Private	4853									
232	Title I - School Improvement (Part A)	4854									
233	Title I - School Improvement (Part G)	4855									
234	IDEA - Part B - Preschool	4856									
235	IDEA - Part B - Flow-Through	4857									
236	Title IID - Technology-Formula	4860									
237	Title IID - Technology-Competitive	4861									
238	McKinney - Vento Homeless Education	4862									
239	Child Nutrition Equipment Assistance	4863									
240	Impact Aid Formula Grants	4864									
241	Impact Aid Competitive Grants	4865									
242	Qualified Zone Academy Bond Tax Credits	4866									
243	Qualified School Construction Bond Credits	4867									
244	Build America Bond Tax Credits	4868									
245	Build America Bond Interest Reimbursement	4869									
246	Other ARRA Funds - I	4870									

**STATEMENT OF REVENUES RECEIVED/REVENUES
FOR THE YEAR ENDING JUNE 30, 2009**

1	A	B	C	D	E	F	G	H	I	J	K
2	Description	Acct #	(10) Educational	(20) Operations & Maintenance	(30) Debt Services	(40) Transportation	(50) Municipal Retirement/ Social Security	(60) Capital Projects	(70) Working Cash	(80) Tort	(90) Fire Prevention & Safety
247	Other ARRA Funds - II	4871									
248	Other ARRA Funds - III	4872									
249	Other ARRA Funds - IV	4873									
250	Other ARRA Funds - V	4874									
251	Other ARRA Funds VI	4875									
252	Other ARRA Funds VII	4876									
253	Other ARRA Funds VIII	4877									
254	Other ARRA Funds IX	4878									
255	Other ARRA Funds X	4879									
256	Other ARRA Funds XI	4880									
257	Total Stimulus Programs		6,076,254	0	0	0	0	0		0	0
258	Advanced Placement Fee/International Baccalaureate	4904									
259	Emergency Immigrant Assistance	4905	3,795								
260	Title III - English Language Acquisition	4909	18,618								
261	Learn & Serve America	4910									
262	McKinney Education for Homeless Children	4920									
263	Title II - Eisenhower Professional Development Formula	4930	14,162								
264	Title II - Teacher Quality	4932	578,695								
265	Federal Charter Schools	4960									
266	Medicaid Matching Funds - Administrative Outreach	4991	323,968								
267	Medicaid Matching Funds - Fee-for-Service Program	4992	24,196								
268	Other Restricted Revenue from Federal Sources (Describe & Itemize)	4999	23,280								
269	Total Restricted Grants-In-Aid Received from the Fedederal Govt Thru the State		13,064,995	0		0	0	0		0	0
270	Total Receipts/Revenues from Federal Sources	4000	13,064,995	0	0	0	0	0	0	0	0
271	Total Direct Receipts/Revenues		56,475,099	2,380,132	2,158,839	2,234,587	1,976,505	147,207	218,001	1,200,711	207,398

**STATEMENT OF EXPENDITURES DISBURSED/EXPENDITURES, BUDGET TO ACTUAL
FOR THE YEAR ENDING JUNE 30, 2009**

1	A	B	C	D	E	F	G	H	I	J	K	L
2	Description	Funct #	(100) Salaries	(200) Employee Benefits	(300) Purchased Services	(400) Supplies & Materials	(500) Capital Outlay	(600) Other Objects	(700) Non-Capitalized Equipment	(800) Termination Benefits	(900) Total	Budget
3	10 - EDUCATIONAL FUND (ED)											
4	INSTRUCTION (ED)											
5	Regular Programs	1100	18,325,747	7,022,793	656,798	697,283	224,230	625	200,463		27,127,939	27,193,329
6	Pre-K Programs	1125	771,358	168,166	67,900	40,175					1,047,599	1,075,057
7	Special Education Programs (Functions 1200-1220)	1200	4,921,107	1,005,960	38,313	33,239					5,998,619	6,122,580
8	Special Education Programs Pre-K	1225	289,254	55,317	127	990					345,688	330,516
9	Remedial and Supplemental Programs K-12	1250	1,053,800	325,979	63,065	47,725	3		916		1,491,488	1,655,305
10	Remedial and Support Programs Pre-K	1275									0	
11	Adult/Continuing Education Programs	1300									0	
12	CTE Programs	1400	96,664	20,498	4,782	1,314			89,378		212,636	187,161
13	Interscholastic Programs	1500	420,154	40,231	53,481	40,186		9,755			563,807	611,825
14	Summer School Programs	1600	77,539	6,197		23					83,759	59,978
15	Gifted Programs	1650									0	
16	Driver's Education Programs	1700	126,085	18,918	11,454	4,122					160,579	149,258
17	Bilingual Programs	1800	50,863	5,070	553	5,751					62,237	
18	Truant Alternative & Optional Programs	1900	168,642	32,126	834	1,566				386,501	589,669	473,299
19	Pre-K Programs - Private Tuition	1910									0	
20	Regular K-12 Programs - Private Tuition	1911									0	
21	Special Education Programs K-12 - Private Tuition	1912									0	
22	Special Education Programs Pre-K - Tuition	1913									0	
23	Remedial/Supplemental Programs K-12 - Private Tuition	1914									0	
24	Remedial/Supplemental Programs Pre-K - Private Tuition	1915									0	
25	Adult/Continuing Education Programs - Private Tuition	1916									0	
26	CTE Programs - Private Tuition	1917									0	
27	Interscholastic Programs - Private Tuition	1918									0	
28	Summer School Programs - Private Tuition	1919									0	
29	Gifted Programs - Private Tuition	1920									0	
30	Bilingual Programs - Private Tuition	1921									0	
31	Truants Alternative/Optional Ed Programs - Private Tuition	1922									0	
32	Total Instruction ¹⁰	1000	26,301,213	8,701,255	897,307	872,374	224,233	10,380	290,757	386,501	37,684,020	37,858,308
33	SUPPORT SERVICES (ED)											
34	SUPPORT SERVICES - PUPILS											
35	Attendance & Social Work Services	2110	770,225	146,277	2,685	8,658					927,845	990,391
36	Guidance Services	2120	452,847	73,928	698						527,473	789,258
37	Health Services	2130	455,272	85,073	139,000	11,973					691,318	708,124
38	Psychological Services	2140	299,216	59,444		1,608					360,268	369,172
39	Speech Pathology & Audiology Services	2150	549,123	111,798		2,577					663,498	799,623
40	Other Support Services - Pupils (Describe & Itemize)	2190			29,739						29,739	18,099
41	Total Support Services - Pupils	2100	2,526,683	476,520	172,122	24,816	0	0	0	0	3,200,141	3,674,667
42	SUPPORT SERVICES - INSTRUCTIONAL STAFF											
43	Improvement of Instruction Services	2210	872,203	146,360	268,790	13,240		131			1,300,724	1,431,811
44	Educational Media Services	2220	172,282	29,307	52	29,482					231,123	314,914
45	Assessment & Testing	2230	25,157	786	131,086	18,300			1,309		176,638	135,863
46	Total Support Services - Instructional Staff	2200	1,069,642	176,453	399,928	61,022	0	131	1,309	0	1,708,485	1,882,588
47	SUPPORT SERVICES - GENERAL ADMINISTRATION											
48	Board of Education Services	2310	141,951	1,243,411	39,729	4,393		25,000			1,454,484	691,797
49	Executive Administration Services	2320	382,097	64,059	4,060	8,920		75			459,211	471,065
50	Special Area Administration Services	2330	192,092	27,386	3,718	2,874					226,070	193,139
51	Tort Immunity Services	2360 - 2370									0	
52	Total Support Services - General Administration	2300	716,140	1,334,856	47,507	16,187	0	25,075	0	0	2,139,765	1,356,001
53	SUPPORT SERVICES - SCHOOL ADMINISTRATION											
54	Office of the Principal Services	2410	2,048,638	341,225				5,388			2,395,251	2,520,817

**STATEMENT OF EXPENDITURES DISBURSED/EXPENDITURES, BUDGET TO ACTUAL
FOR THE YEAR ENDING JUNE 30, 2009**

1	A	B	C	D	E	F	G	H	I	J	K	L
2	Description	Funct #	(100) Salaries	(200) Employee Benefits	(300) Purchased Services	(400) Supplies & Materials	(500) Capital Outlay	(600) Other Objects	(700) Non-Capitalized Equipment	(800) Termination Benefits	(900) Total	Budget
55	Other Support Services - School Admin (Describe & Itemize)	2490									0	
56	Total Support Services - School Administration	2400	2,048,638	341,225	0	0	0	5,388	0	0	2,395,251	2,520,817
57	SUPPORT SERVICES - BUSINESS											
58	Direction of Business Support Services	2510									0	
59	Fiscal Services	2520	304,403	36,813	9,585	1,963		865			353,629	364,135
60	Operation & Maintenance of Plant Services	2540	382,085	59,670	204,598	1,236,587	3,215		6,482		1,892,637	2,243,139
61	Pupil Transportation Services	2550			2,468						2,468	20,800
62	Food Services	2560	926,829	152,662	56,733	1,355,259	20,685				2,512,168	2,661,562
63	Internal Services	2570	57,412	4,998	949	8,071	36,055				107,485	118,375
64	Total Support Services - Business	2500	1,670,729	254,143	274,333	2,601,880	59,955	865	6,482	0	4,868,387	5,408,011
65	SUPPORT SERVICES - CENTRAL											
66	Direction of Central Support Services	2610									0	
67	Planning, Research, Development, & Evaluation Services	2620									0	
68	Information Services	2630	13,473		24,348		3,135				40,956	45,750
69	Staff Services	2640	222,134	29,834	10,374	2,386		320			265,048	255,280
70	Data Processing Services	2660	232,606	23,761	544,585	48,832			296,162		1,145,946	1,278,066
71	Total Support Services - Central	2600	468,213	53,595	579,307	51,218	3,135	320	296,162	0	1,451,950	1,579,096
72	Other Support Services (Describe & Itemize)	2900	40,305	4,460	5,425						50,190	80,218
73	Total Support Services	2000	8,540,350	2,641,252	1,478,622	2,755,123	63,090	31,779	303,953	0	15,814,169	16,501,398
74	COMMUNITY SERVICES (ED)	3000	228,128	45,227	44,880	56,570			1,262		376,067	445,962
75	PAYMENTS TO OTHER DISTRICTS & GOVT UNITS (ED)											
76	PAYMENTS TO OTHER GOVT UNITS (IN-STATE)											
77	Payments for Regular Programs	4110			34,192						34,192	48,900
78	Payments for Special Education Programs	4120						991,996			991,996	1,032,197
79	Payments for Adult/Continuing Education Programs	4130									0	
80	Payments for CTE Programs	4140						39,967			39,967	80,000
81	Payments for Community College Programs	4170									0	
82	Other Payments to In-State Govt. Units (Describe & Itemize)	4190									0	
83	Total Payments to Dist & Other Govt Units (In-State)	4100			34,192			1,031,963			1,066,155	1,161,097
84	Payments for Regular Programs - Tuition	4210									0	
85	Payments for Special Education Programs - Tuition	4220									0	
86	Payments for Adult/Continuing Education Programs - Tuition	4230									0	
87	Payments for CTE Programs - Tuition	4240									0	
88	Payments for Community College Programs - Tuition	4270									0	
89	Payments for Other Programs - Tuition	4280									0	
90	Other Payments to In-State Govt Units	4290						58,192			58,192	119,912
91	Total Payments to Other District & Govt Units -Tuition (In State)	4200						58,192			58,192	119,912
92	Payments for Regular Programs - Transfers	4310									0	
93	Payments for Special Education Programs - Transfers	4320									0	
94	Payments for Adult/Continuing Ed Programs - Transfers	4330									0	

**STATEMENT OF EXPENDITURES DISBURSED/EXPENDITURES, BUDGET TO ACTUAL
FOR THE YEAR ENDING JUNE 30, 2009**

1	A	B	C	D	E	F	G	H	I	J	K	L
2	Description	Funct #	(100) Salaries	(200) Employee Benefits	(300) Purchased Services	(400) Supplies & Materials	(500) Capital Outlay	(600) Other Objects	(700) Non-Capitalized Equipment	(800) Termination Benefits	(900) Total	Budget
95	Payments for CTE Programs - Transfers	4340									0	
96	Payments for Community College Program - Transfers	4370									0	
97	Payments for Other Programs - Transfers	4380									0	
98	Other Payments to In-State Govt Units - Transfers	4390									0	
99	Total Payments to Other District & Govt Units - Transfers (In-State)	4300			0			0			0	0
100	Payments to Other Dist & Govt Units (Out-of-State)	4400									0	
101	Total Payments to Other District & Govt Units	4000			34,192			1,090,155			1,124,347	1,281,009
102	DEBT SERVICES (ED)											
103	DEBT SERVICES - INTEREST ON SHORT-TERM DEBT											
104	Tax Anticipation Warrants	5110									0	
105	Tax Anticipation Notes	5120									0	
106	Corporate Personal Prop. Repl. Tax Anticipation Notes	5130									0	
107	State Aid Anticipation Certificates	5140									0	
108	Other Interest on Short-Term Debt	5150									0	
109	Total Interest on Short-Term Debt	5100						0			0	0
110	Debt Services - Interest on Long-Term Debt	5200									0	
111	Total Debt Services	5000						0			0	0
112	PROVISIONS FOR CONTINGENCIES (ED)	6000										2,095,143
113	Total Direct Disbursements/Expenditures		35,069,691	11,387,734	2,455,001	3,684,067	287,323	1,132,314	595,972	386,501	54,998,603	58,181,820
114	Excess (Deficiency) of Receipts/Revenues Over Disbursements/Expenditures										1,476,496	
115												
116	20 - OPERATIONS & MAINTENANCE FUND (O&M)											
117	SUPPORT SERVICES (O&M)											
118	SUPPORT SERVICES - PUPILS											
119	Other Support Services - Pupils (Describe & Itemize)	2190									0	
120	SUPPORT SERVICES - BUSINESS											
121	Direction of Business Support Services	2510									0	
122	Facilities Acquisition & Construction Services	2530					314,096				314,096	
123	Operation & Maintenance of Plant Services	2540	1,013,730	143,578	726,426	260,883	18,767				2,163,384	2,545,340
124	Pupil Transportation Services	2550									0	
125	Food Services	2560									0	
126	Total Support Services - Business	2500	1,013,730	143,578	726,426	260,883	332,863	0	0	0	2,477,480	2,545,340
127	Other Support Services (Describe & Itemize)	2900									0	
128	Total Support Services	2000	1,013,730	143,578	726,426	260,883	332,863	0	0	0	2,477,480	2,545,340
129	COMMUNITY SERVICES (O&M)	3000									0	
130	PAYMENTS TO OTHER DIST & GOVT UNITS (O&M)											
131	PAYMENTS TO OTHER GOVT UNITS (IN-STATE)											
132	Payments for Special Education Programs	4120									0	
133	Payments for CTE Programs	4140									0	
134	Other Payments to In-State Govt. Units (Describe & Itemize)	4190									0	
135	Total Payments to Other Govt. Units (In-State)	4100			0			0			0	0
136	Payments to Other Govt. Units (Out of State)	4400									0	
137	Total Payments to Other Dist & Govt Units	4000			0			0			0	0
138	DEBT SERVICES (O&M)	5000										
139	DEBT SERVICES - INTEREST ON SHORT-TERM DEBT											
140	Tax Anticipation Warrants	5110									0	
141	Tax Anticipation Notes	5120									0	

**STATEMENT OF EXPENDITURES DISBURSED/EXPENDITURES, BUDGET TO ACTUAL
FOR THE YEAR ENDING JUNE 30, 2009**

1	A	B	C	D	E	F	G	H	I	J	K	L
2	Description	Funct #	(100) Salaries	(200) Employee Benefits	(300) Purchased Services	(400) Supplies & Materials	(500) Capital Outlay	(600) Other Objects	(700) Non-Capitalized Equipment	(800) Termination Benefits	(900) Total	Budget
142	Corporate Personal Prop. Repl. Tax Anticipation Notes	5130									0	
143	State Aid Anticipation Certificates	5140									0	
144	Other Interest on Short-Term Debt (Describe & Itemize)	5150									0	
145	Total Debt Service - Interest on Short-Term Debt	5100						0			0	0
146	DEBT SERVICE - INTERST ON LONG-TERM DEBT	5200									0	
147	Total Debt Services	5000						0			0	0
148	PROVISIONS FOR CONTINGENCIES (O&M)	6000										
149	Total Direct Disbursements/Expenditures		1,013,730	143,578	726,426	260,883	332,863	0	0	0	2,477,480	2,545,340
150	Excess (Deficiency) of Receipts/Revenues/Over										(97,348)	
151												
152	30 - DEBT SERVICES (DS)											
153	PAYMENTS TO OTHER DIST & GOVT UNITS (DS)	4000									0	
154	DEBT SERVICES (DS)	5000										
155	DEBT SERVICES - INTEREST ON SHORT-TERM DEBT											
156	Tax Anticipation Warrants	5110									0	
157	Tax Anticipation Notes	5120									0	
158	Corporate Personal Prop. Repl. Tax Anticipation Notes	5130									0	
159	State Aid Anticipation Certificates	5140									0	
160	Other Interest on Short-Term Debt (Describe & Itemize)	5150									0	
161	Total Debt Services - Interest On Short-Term Debt	5100						0			0	0
162	DEBT SERVICES - INTEREST ON LONG-TERM DEBT	5200						577,135			577,135	574,235
163	DEBT SERVICES - PAYMENTS OF PRINCIPAL ON LONG-TERM DEBT (Lease/Purchase Principal Retired) ¹¹	5300						1,755,000			1,755,000	1,755,000
164	DEBT SERVICES - OTHER (Describe & Itemize)	5400									0	
165	Total Debt Services	5000			0			2,332,135			2,332,135	2,329,235
166	PROVISION FOR CONTINGENCIES (DS)	6000										3,500
167	Total Disbursements/ Expenditures				0			2,332,135			2,332,135	2,332,735
168	Excess (Deficiency) of Receipts/Revenues Over Disbursements/Expenditures										(173,296)	
169												
170	40 - TRANSPORTATION FUND (TR)											
171	SUPPORT SERVICES (TR)											
172	SUPPORT SERVICES - PUPILS											
173	Other Support Services - Pupils (Describe & Itemize)	2190									0	
174	SUPPORT SERVICES - BUSINESS											
175	Pupil Transportation Services	2550	45,293	7,264	2,299,936	281,178	513				2,634,184	2,890,658
176	Other Support Services (Describe & Itemize)	2900									0	
177	Total Support Services	2000	45,293	7,264	2,299,936	281,178	513	0	0	0	2,634,184	2,890,658
178	COMMUNITY SERVICES (TR)	3000									0	
179	PAYMENTS TO OTHER DIST & GOVT UNITS (TR)											
180	PAYMENTS TO OTHER DIST & GOVT UNITS (IN-STATE)											
181	Payments for Regular Programs	4110									0	
182	Payments for Special Education Programs	4120									0	
183	Payments for Adult/Continuing Education Programs	4130									0	
184	Payments for CTE Programs	4140									0	
185	Payments for Community College Programs	4170									0	
186	Other Payments to In-State Govt. Units (Describe & Itemize)	4190									0	
187	Total Payments to Other Govt. Units (In-State)	4100			0			0			0	0

**STATEMENT OF EXPENDITURES DISBURSED/EXPENDITURES, BUDGET TO ACTUAL
FOR THE YEAR ENDING JUNE 30, 2009**

1	A	B	C	D	E	F	G	H	I	J	K	L
2	Description	Funct #	(100) Salaries	(200) Employee Benefits	(300) Purchased Services	(400) Supplies & Materials	(500) Capital Outlay	(600) Other Objects	(700) Non-Capitalized Equipment	(800) Termination Benefits	(900) Total	Budget
188	PAYMENTS TO OTHER GOVT UNITS (OUT-OF-STATE)	4400									0	
189	Total Payments to Other Dist & Govt Units	4000			0			0			0	0
190	DEBT SERVICES (TR)											
191	DEBT SERVICE - INTEREST ON SHORT-TERM DEBT											
192	Tax Anticipation Warrants	5110									0	
193	Tax Anticipation Notes	5120									0	
194	Corporate Personal Prop. Repl. Tax Anticipation Notes	5130									0	
195	State Aid Anticipation Certificates	5140									0	
196	Other (Describe & Itemize)	5150									0	
197	Total Debt Services - Interest On Short-Term Debt	5100						0			0	0
198	DEBT SERVICES - INTEREST ON LONG-TERM DEBT	5200									0	
199	DEBT SERVICE - PAYMENTS OF PRINCIPAL ON LONG-TERM DEBT (Lease/Purchase Principal Retired) ¹¹	5300									0	
200	DEBT SERVICES - OTHER (Describe & Itemize)	5400									0	
201	Total Debt Services							0			0	0
202	PROVISION FOR CONTINGENCIES (TR)	6000										
203	Total Disbursements/ Expenditures		45,293	7,264	2,299,936	281,178	513	0	0	0	2,634,184	2,890,658
204	Excess (Deficiency) of Receipts/Revenues Over Disbursements/Expenditures										(399,597)	
205												
206	50 - MUNICIPAL RETIREMENT/SOCIAL SECURITY FUND (MR/SS)											
207	INSTRUCTION (MR/SS)											
208	Regular Programs	1100		317,688							317,688	194,161
209	Pre-K Programs	1125		50,386							50,386	158,716
210	Special Education Programs (Functions 1200-1220)	1200		375,014							375,014	397,427
211	Special Education Programs - Pre-K	1225		18,650							18,650	24,006
212	Remedial and Supplemental Programs - K-12	1250		106,364							106,364	82,865
213	Remedial and Supplemental Programs - Pre-K	1275									0	
214	Adult/Continuing Education Programs	1300									0	
215	CTE Programs	1400		1,400							1,400	2,144
216	Interscholastic Programs	1500		23,483							23,483	15,338
217	Summer School Programs	1600		6,267							6,267	4,925
218	Gifted Programs	1650									0	
219	Driver's Education Programs	1700		2,153							2,153	700
220	Bilingual Programs	1800		175							175	
221	Truants' Alternative & Optional Programs	1900		3,025							3,025	3,401
222	Total Instruction	1000		904,605							904,605	883,683
223	SUPPORT SERVICES (MR/SS)	2000										
224	SUPPORT SERVICES - PUPILS											
225	Attendance & Social Work Services	2110		34,697							34,697	41,172
226	Guidance Services	2120		33,357							33,357	33,614
227	Health Services	2130		23,300							23,300	23,682
228	Psychological Services	2140		5,456							5,456	6,345
229	Speech Pathology & Audiology Services	2150		16,797							16,797	17,068
230	Other Support Services - Pupils (Describe & Itemize)	2190									0	
231	Total Support Services - Pupils	2100		113,607							113,607	121,881
232	SUPPORT SERVICES - INSTRUCTIONAL STAFF											
233	Improvement of Instruction Services	2210		39,756							39,756	45,990
234	Educational Media Services	2220		28,897							28,897	32,720
235	Assessment & Testing	2230		357							357	627
236	Total Support Services - Instructional Staff	2200		69,010							69,010	79,337

**STATEMENT OF EXPENDITURES DISBURSED/EXPENDITURES, BUDGET TO ACTUAL
FOR THE YEAR ENDING JUNE 30, 2009**

1	A	B	C	D	E	F	G	H	I	J	K	L
2	Description	Funct #	(100) Salaries	(200) Employee Benefits	(300) Purchased Services	(400) Supplies & Materials	(500) Capital Outlay	(600) Other Objects	(700) Non-Capitalized Equipment	(800) Termination Benefits	(900) Total	Budget
237	SUPPORT SERVICES - GENERAL ADMINISTRATION											
238	Board of Education Services	2310		2,058							2,058	2,160
239	Executive Administration Services	2320		39,916							39,916	25,465
240	Service Area Administrative Services	2330		17,857							17,857	25,427
241	Claims Paid from Self Insurance Fund	2361									0	
242	Workers' Compensation or Workers' Occupation Disease Acts Payments	2362									0	
243	Unemployment Insurance Payments	2363									0	
244	Insurance Payments (Regular or Self-Insurance)	2364									0	
245	Risk Management and Claims Services Payments	2365									0	
246	Judgment and Settlements	2366									0	
247	Educational, Inspectional, Supervisory Services Related to Loss Prevention or Reduction	2367		52,359							52,359	53,235
248	Reciprocal Insurance Payments	2368									0	
249	Legal Services	2369									0	
250	Total Support Services - General Administration	2300		112,190							112,190	106,287
251	SUPPORT SERVICES - SCHOOL ADMINISTRATION											
252	Office of the Principal Services	2410		173,326							173,326	195,817
253	Other Support Services - School Administration (Describe & Itemize)	2490									0	
254	Total Support Services - School Administration	2400		173,326							173,326	195,817
255	SUPPORT SERVICES - BUSINESS											
256	Direction of Business Support Services	2510									0	
257	Fiscal Services	2520		53,013							53,013	49,865
258	Facilities Acquisition & Construction Services	2530									0	
259	Operation & Maintenance of Plant Services	2540		297,809							297,809	326,799
260	Pupil Transportation Services	2550									0	
261	Food Services	2560		181,813							181,813	197,922
262	Internal Services	2570		12,698							12,698	13,850
263	Total Support Services - Business	2500		545,333							545,333	588,436
264	SUPPORT SERVICES - CENTRAL											
265	Direction of Central Support Services	2610									0	
266	Planning, Research, Development, & Evaluation Services	2620									0	
267	Information Services	2630		2,980							2,980	3,500
268	Staff Services	2640		25,102							25,102	24,366
269	Data Processing Services	2660		50,695							50,695	54,415
270	Total Support Services - Central	2600		78,777							78,777	82,281
271	Other Support Services (Describe & Itemize)	2900		8,916							8,916	11,449
272	Total Support Services	2000		1,101,159							1,101,159	1,185,488
273	COMMUNITY SERVICES (MR/SS)	3000		31,152							31,152	40,692
274	PAYMENTS TO OTHER DIST & GOVT UNITS (MR/SS)											
275	Payments for Special Education Programs	4120									0	
276	Payments for CTE Programs	4140									0	
277	Total Payments to Other Dist & Govt Units	4000		0							0	0
278	DEBT SERVICES (MR/SS)											
279	DEBT SERVICE - INTEREST ON SHORT-TERM DEBT											
280	Tax Anticipation Warrants	5110									0	
281	Tax Anticipation Notes	5120									0	
282	Corporate Personal Prop. Repl. Tax Anticipation Notes	5130									0	

**STATEMENT OF EXPENDITURES DISBURSED/EXPENDITURES, BUDGET TO ACTUAL
FOR THE YEAR ENDING JUNE 30, 2009**

1	A	B	C	D	E	F	G	H	I	J	K	L
2	Description	Funct #	(100) Salaries	(200) Employee Benefits	(300) Purchased Services	(400) Supplies & Materials	(500) Capital Outlay	(600) Other Objects	(700) Non-Capitalized Equipment	(800) Termination Benefits	(900) Total	Budget
283	State Aid Anticipation Certificates	5140									0	
284	Other (Describe & Itemize)	5150									0	
285	Total Debt Services - Interest	5000						0			0	0
286	PROVISION FOR CONTINGENCIES (MR/SS)	6000										
287	Total Disbursements/Expenditures			2,036,916				0			2,036,916	2,109,863
288	Excess (Deficiency) of Receipts/Revenues Over Disbursements/Expenditures										(60,411)	
289												
290	60 - CAPITAL PROJECTS (CP)											
291	SUPPORT SERVICES (CP)											
292	SUPPORT SERVICES - BUSINESS											
293	Facilities Acquisition and Construction Services	2530			2,823	606,315					609,138	600,000
294	Other Support Services (Describe & Itemize)	2900									0	
295	Total Support Services	2000	0	0	2,823	606,315	0	0	0	0	609,138	600,000
296	PAYMENTS TO OTHER DIST & GOVT UNITS (CP)											
297	PAYMENTS TO OTHER GOVT UNITS (In-State)											
298	Payments to Other Govt Units (In-State)	4100									0	
299	Payments for Special Education Programs	4120									0	
300	Payments for CTE Programs	4140									0	
301	Other Payments to In-State Govt. Units (Describe & Itemize)	4190									0	
302	Total Payments to Other Dist & Govt Units	4000			0			0			0	0
303	PROVISION FOR CONTINGENCIES (S&C/CI)	6000										
304	Total Disbursements/ Expenditures		0	0	2,823	606,315	0	0	0	0	609,138	600,000
305	Excess (Deficiency) of Receipts/Revenues Over Disbursements/Expenditures										(461,931)	
306												
307	70 - WORKING CASH (WC)											
308												
309	80 - TORT FUND (TF)											
310	SUPPORT SERVICES - GENERAL ADMINISTRATION											
311	Claims Paid from Self Insurance Fund	2361									0	
312	Workers' Compensation or Workers' Occupation Disease Acts Payments	2362			222,294						222,294	200,000
313	Unemployment Insurance Payments	2363									0	
314	Insurance Payments (Regular or Self-Insurance)	2364			155,403						155,403	154,932
315	Risk Management and Claims Services Payments	2365			13,916						13,916	
316	Judgment and Settlements	2366									0	
317	Educational, Inspectional, Supervisory Services Related to Loss Prevention or Reduction	2367	582,586	168,726							751,312	929,249
318	Reciprocal Insurance Payments	2368									0	
319	Legal Services	2369			25,493						25,493	110,000
320	Total Support Services - General Administration	2000	582,586	168,726	417,106	0	0	0	0	0	1,168,418	1,394,181
321	DEBT SERVICES (TF)	5000										
322	DEBT SERVICES - INTEREST ON SHORT-TERM DEBT											
323	Tax Anticipation Warrants	5110									0	
324	Corporate Personal Prop. Repl. Tax Anticipation Notes	5130									0	

**STATEMENT OF EXPENDITURES DISBURSED/EXPENDITURES, BUDGET TO ACTUAL
FOR THE YEAR ENDING JUNE 30, 2009**

1	A	B	C	D	E	F	G	H	I	J	K	L
2	Description	Funct #	(100) Salaries	(200) Employee Benefits	(300) Purchased Services	(400) Supplies & Materials	(500) Capital Outlay	(600) Other Objects	(700) Non-Capitalized Equipment	(800) Termination Benefits	(900) Total	Budget
325	Other Interest or Short-Term Debt	5150									0	
326	Total Debt Services - Interest on Short-Term Debt	5000						0			0	0
327	PROVISIONS FOR CONTINGENCIES (TF)	6000										
328	Total Disbursements/Expenditures		582,586	168,726	417,106	0	0	0	0	0	1,168,418	1,394,181
329	Excess (Deficiency) of Receipts/Revenues Over										32,293	
330												
331	90 - FIRE PREVENTION & SAFETY FUND (FP&S)											
332	SUPPORT SERVICES (FP&S)											
333	SUPPORT SERVICES - BUSINESS											
334	Facilities Acquisition & Construction Services	2530					238,040				238,040	216,000
335	Operation & Maintenance of Plant Services	2540									0	
336	Total Support Services - Business	2500	0	0	0	0	238,040	0	0	0	238,040	216,000
337	Other Support Services (Describe & Itemize)	2900									0	
338	Total Support Services	2000	0	0	0	0	238,040	0	0	0	238,040	216,000
339	PAYMENTS TO OTHER DIST & GOVT UNITS (FP&S)											
340	Other Payments to In-State Govt. Units (Describe & Itemize)	4190									0	
341	Total Payments to Other Dist & Govt Units	4000						0			0	0
342	DEBT SERVICES (FP&S)											
343	DEBT SERVICES- INTEREST ON SHORT-TERM DEBT											
344	Tax Anticipation Warrants	5110									0	
345	Other Interest on Short-Term Debt (Describe & Itemize)	5150									0	
346	Total Debt Service - Interest on Short-Term Debt	5100						0			0	0
347	DEBT SERVICES - INTEREST ON LONG-TERM DEBT	5200									0	
348	Total Debt Service	5000						0			0	0
349	PROVISION FOR CONTINGENCIES (FP&S)	6000										
350	Total Disbursements/Expenditures		0	0	0	0	238,040	0	0	0	238,040	216,000
351	Excess (Deficiency) of Receipts/Revenues Over Disbursements/Expenditures										(30,642)	

	A	B	C	D	E	F
1	SCHEDULE OF AD VALOREM TAX RECEIPTS					
2	Description	Taxes Received 7-1-08 Thru 6-30-09 (from 2008 Levy & Prior Levies) *	Taxes Received (from the 2008 Levy)	Taxes Received (from 2007 & Prior Levies) (Column B - C)	Total Estimated Taxes (from the 2008 Levy)	Estimated Taxes Due (from the 2008 Levy) (Column E - C)
3						
4	Educational	10,834,350		10,834,350	11,227,087	11,227,087
5	Operations & Maintenance	1,991,608		1,991,608	2,063,803	2,063,803
6	Debt Services **	2,138,987		2,138,987	2,131,495	2,131,495
7	Transportation	796,643		796,643	825,521	825,521
8	Municipal Retirement/Social Security	892,639		892,639	1,035,203	1,035,203
9	Capital Improvements	0		0		0
10	Working Cash	199,161		199,161	206,380	206,380
11	Tort Immunity	1,162,303		1,162,303	1,047,586	1,047,586
12	Fire Prevention & Safety	199,161		199,161	206,380	206,380
13	Leasing Levy	199,161		199,161	206,380	206,380
14	Special Education	159,329		159,329	165,104	165,104
15	Area Vocational Construction	0		0		0
16	Social Security/Medicare Only	922,513		922,513	1,069,875	1,069,875
17	Summer School	0		0		0
18	Other (Describe & Itemize)	0		0		0
19	Totals	19,495,855	0	19,495,855	20,184,814	20,184,814
20						
21	* The formulas in column B are unprotected to be overridden when reporting on a ACCRUAL basis.					
22	** All tax receipts for debt service payments on bonds must be recorded on line 6 (Debt Services).					

	A	B	C	D	E	F	G	H	I	J
1	SCHEDULE OF SHORT-TERM DEBT									
2	Description	Outstanding Beginning 07/01/08	Issued 07/01/08 Through 06/30/09	Retired 07/01/08 Through 06/30/09	Outstanding Ending 06/30/09					
3	CORPORATE PERSONAL PROPERTY REPLACEMENT TAX ANTICIPATION NOTES (CPPRT)									
4	Total CPPRT Notes				0					
5	TAX ANTICIPATION WARRANTS (TAW)									
6	Educational Fund				0					
7	Operations & Maintenance Fund				0					
8	Debt Services - Construction				0					
9	Debt Services - Working Cash				0					
10	Debt Services - Refunding Bonds				0					
11	Transportation Fund				0					
12	Municipal Retirement/Social Security Fund				0					
13	Fire Prevention & Safety Fund				0					
14	Other - (Describe & Itemize)				0					
15	Total TAWs	0	0	0	0					
16	TAX ANTICIPATION NOTES (TAN)									
17	Educational Fund				0					
18	Operations & Maintenance Fund				0					
19	Fire Prevention & Safety Fund				0					
20	Other - (Describe & Itemize)				0					
21	Total TANs	0	0	0	0					
22	TEACHERS'/EMPLOYEES' ORDERS (T/EO)									
23	Total T/EOs (Educational, Operations & Maintenance, & Transportation Funds)				0					
24	GENERAL STATE-AID ANTICIPATION CERTIFICATES (GSAAC)									
25	Total GSAACs (All Funds)				0					
26	OTHER SHORT-TERM BORROWING									
27	Total Other Short-Term Borrowing (Describe & Itemize)				0					
28										
29	SCHEDULE OF LONG-TERM DEBT									
30	Identification or Name of Issue	Date of Issue (mm/dd/yy)	Amount of Original Issue	Type of Issue *	Bonds Outstanding 07/1/08	Bonds Issued 7/1/08 thru 6/30/09	Difference With page 8, line 25	Bonds Retired 7/1/08 thru 6/30/09	Bonds Outstanding 6/30/09	Amount to be Provided for Retirement of Bonds
31									0	
32	Life Safety Bonds	12/01/02	2,500,000	4	1,155,000			290,000	865,000	529,278
33	Refinancing Issue	12/01/07	2,010,000		2,010,000				2,010,000	2,010,000
34	Refinancing Issue	12/01/08	6,275,000	3	6,275,000			1,465,000	4,810,000	4,810,000
35									0	
36									0	
37									0	
38									0	
39									0	
40									0	
41									0	
42									0	
43									0	
44									0	
45									0	
46									0	
47									0	
48									0	
49			10,785,000		9,440,000	0	0	1,755,000	7,685,000	7,349,278
50										
51	* Each type of bond issue must be identified separately with the amount:									
52	1. Working Cash Fund Bonds		4. Fire Prevent, Safety, Environmental and Energy Bonds		7. Other _____					
53	2. Funding Bonds		5. Tort Judgment Bonds		8. Other _____					
54	3. Refunding Bonds		6. Building Bonds		9. Other _____					
55										
56	** This total must agree with Page 24, Line 8, 2007-08 Annual Financial Report for all Local Education Agencies according to 23 Illinois Administrative Code - Part 100									
57	If more than one type of an individual bond issue, indicate percent of original issue that relates to each type.									
58	*** This total must equal the amount on Page 6, Line 22.									

**Schedule of Restricted Local Tax Levies Analysis and
Schedule of Tort Immunity Expenditures
2008-09**

	A	B	C	D	E	F	G	H	I	J	K	L	M	N
1	SCHEDULE OF RESTRICTED LOCAL TAX LEVIES ANALYSIS OF CHANGES IN CASH BASIS FUND BALANCE					SCHEDULE OF TORT IMMUNITY EXPENDITURES ^a								
2	Description	Account No	Tort Immunity ^a	Special Education	Area Vocational Construction									
3	Cash Basis Fund Balance as of July 1, 2008		1,942,292											
4	RECEIPTS:													
5	Ad Valorem Taxes Received by District	1, 2, 4 or 5-1100		159,329										
6	Earnings on Investments	1, 2, 4, 5 or 6-1500	37,342											
7	Sale of Bonds	1, 2, 4 or 6-7200												
8	Other Receipts from Local Sources (Describe & Itemize)	--	1,163,369											
9	Federal Impact Aid	4001												
10	Total Receipts		1,200,711	159,329	0									
11	Total Amount Available (L3 + L10)		3,143,003	159,329	0									
12	DISBURSEMENTS:													
13	Special Education	1 or 5-1200		159,329										
14	Facilities Acquisition & Construction Services	2 or 6-2530												
15	Tort Immunity	--	1,168,418											
16	Other Disbursements (Describe & Itemize)	--												
17	Payments to Other Districts & Govt Units	1, 2, 4 or 6-4000												
18	Total Disbursements		1,168,418	159,329	0									
19	Ending Cash Basis Fund Balance as of June 30, 2009 (L11 - L18)		1,974,585	0	0									
20														
21	^a Must be completed if tort immunity expenditures have been reported in any fund other than the Tort Immunity Fund (80) during FY2009 as a result of existing (restricted) fund balances.													
22														

Yes **No** Has the entity established an Insurance reserve pursuant to 745 ILCS 10/9-103?

If yes, list in aggregate the following:

Total Claims Payments:	
Total Reserve Remaining:	

Using the following categories, list all other Tort Immunity expenditures not included in line 1 above. Include the total dollar amount for each category.

Expenditures:	
Workers' Compensation Act and/or Workers' Occupational Disease Act	
Unemployment Insurance Act	
Insurance (Regular or Self-Insurance)	
Risk Management and Claims Service	
Judgments/Settlements	
Educational, Inspectional, Supervisory Services Related to Loss Prevention and/or Reduction	
Reciprocal Insurance Payments (Insurance Code 72, 76, and 81)	
Legal Services	
Principal and Interest on Tort Bonds	

	A	B	C	D	E	F	G	H	I	J	K	L
1												
2												
3	Schedule of Capital Outlay and Depreciation											
4	Description of Assets	Acct #	Cost 7-1-08	Add: Additions 2008-09	Less: Deletions 2008-09	Cost 6-30-09	Life In Years	Accumulated Depreciation 7-1-08	Add: Depreciation Allowable 2008-09	Less: Depreciation Deletions 2008-09	Accumulated Depreciation 6-30-09	Balance Undepreciated 6-30-09
5	Works of Art & Historical Treasures	210				0					0	0
6	Land	220										
7	Non-Depreciable Land	221	1,316,786			1,316,786						1,316,786
8	Depreciable Land	222				0	50				0	0
9	Buildings	230										
10	Permanent Buildings	231	62,108,864	656,148		62,765,012	50	32,907,273	2,212,423		35,119,696	27,645,316
11	Temporary Buildings	232				0	25				0	0
12	Improvements Other than Buildings (Infrastructure)	240				0	20				0	0
13	Capitalized Equipment	250										
14	10 Yr Schedule	251	9,111,239	18,500		9,129,739	10	6,185,643	571,901		6,757,544	2,372,195
15	5 Yr Schedule	252				0	5				0	0
16	3 Yr Schedule	253				0	3				0	0
17	Construction in Progress	260				0	--					0
18	Total Capital Assets	200	72,536,889	674,648	0	73,211,537		39,092,916	2,784,324	0	41,877,240	31,334,297
19	Non-Capitalized Equipment	700				595,972	10		59,597			
20	Allowable Depreciation								2,843,921			

	A	B	C	D	E	F
1	ESTIMATED OPERATING EXPENSE PER PUPIL (OEPPY/PER CAPITA TUITION CHARGE (PCTC) COMPUTATIONS (2008-09)					
3	<i>This schedule is completed for school districts only.</i>					
5	Fund	Sheet, Row	ACCOUNT NO - TITLE			Amount
7	OPERATING EXPENSE PER PUPIL					
8	EXPENDITURES:					
9	ED	Expenditures 15-22, L113	Total Expenditures		\$	54,998,603
10	O&M	Expenditures 15-22, L149	Total Expenditures			2,477,480
11	DS	Expenditures 15-22, L167	Total Expenditures			2,332,135
12	TR	Expenditures 15-22, L203	Total Expenditures			2,634,184
13	MR/SS	Expenditures 15-22, L287	Total Expenditures			2,036,916
14	TORT	Expenditures 15-22, L328	Total Expenditures			1,168,418
15			Total Expenditures		\$	65,647,736
17	LESS RECEIPTS/REVENUES OR DISBURSEMENTS/EXPENDITURES NOT APPLICABLE TO THE REGULAR K-12 PROGRAM:					
19	TR	Revenues 9-14, L43, Col F	1412 Regular - Transp Fees from Other Districts (In State)		\$	0
20	TR	Revenues 9-14, L47, Col F	1421 Summer Sch - Transp. Fees from Pupils or Parents (In State)			0
21	TR	Revenues 9-14, L48, Col F	1422 Summer Sch - Transp. Fees from Other Districts (In State)			0
22	TR	Revenues 9-14, L49, Col F	1423 Summer Sch - Transp. Fees from Other Sources (In State)			0
23	TR	Revenues 9-14, L50 Col F	1424 Summer Sch - Transp. Fees from Other Sources (Out of State)			0
24	TR	Revenues 9-14, L52, Col F	1432 CTE - Transp Fees from Other Districts (In State)			0
25	TR	Revenues 9-14, L56, Col F	1442 Special Ed - Transp Fees from Other Districts (In State)			0
26	TR	Revenues 9-14, L59, Col F	1451 Adult - Transp Fees from Pupils or Parents (In State)			0
27	TR	Revenues 9-14, L60, Col F	1452 Adult - Transp Fees from Other Districts (In State)			0
28	TR	Revenues 9-14, L61, Col F	1453 Adult - Transp Fees from Other Sources (In State)			0
29	TR	Revenues 9-14, L62, Col F	1454 Adult - Transp Fees from Other Sources (Out of State)			0
30	O&M	Revenues 9-14, L147, Col D	3410 Adult Ed (from ICCB)			0
31	O&M-TR	Revenues 9-14, L148, Col D & F	3499 Adult Ed - Other (Describe & Itemize)			0
32	O&M-TR	Revenues 9-14, L216, Col D,F	4600 Fed - Spec Education - Preschool Flow-Through			0
33	O&M-TR	Revenues 9-14, L217, Col D,F	4605 Fed - Spec Education - Preschool Discretionary			0
34	O&M	Revenues 9-14, L227, Col D	4810 Federal - Adult Education			0
35	ED	Expenditures 15-22, L6, Col K - (G+I)	1125 Pre-K Programs			1,047,599
36	ED	Expenditures 15-22, L8, Col K - (G+I)	1225 Special Education Programs Pre-K			345,688
37	ED	Expenditures 15-22, L10, Col K - (G+I)	1275 Remedial and Support Programs Pre-K			0
38	ED	Expenditures 15-22, L11, Col K - (G+I)	1300 Adult/Continuing Education Programs			0
39	ED	Expenditures 15-22, L14, Col K - (G+I)	1600 Summer School Programs			83,759
40	ED	Expenditures 15-22, L19, Col K	1910 Pre-K Programs - Private Tuition			0
41	ED	Expenditures 15-22, L20, Col K	1911 Regular K-12 Programs - Private Tuition			0
42	ED	Expenditures 15-22, L21, Col K	1912 Special Education Programs K-12 - Private Tuition			0
43	ED	Expenditures 15-22, L22, Col K	1913 Special Education Programs Pre-K - Tuition			0
44	ED	Expenditures 15-22, L23, Col K	1914 Remedial/Supplemental Programs K-12 - Private Tuition			0
45	ED	Expenditures 15-22, L24, Col K	1915 Remedial/Supplemental Programs Pre-K - Private Tuition			0
46	ED	Expenditures 15-22, L25, Col K	1916 Adult/Continuing Education Programs - Private Tuition			0
47	ED	Expenditures 15-22, L26, Col K	1917 CTE Programs - Private Tuition			0
48	ED	Expenditures 15-22, L27, Col K	1918 Interscholastic Programs - Private Tuition			0
49	ED	Expenditures 15-22, L28, Col K	1919 Summer School Programs - Private Tuition			0
50	ED	Expenditures 15-22, L29, Col K	1920 Gifted Programs - Private Tuition			0
51	ED	Expenditures 15-22, L30, Col K	1921 Bilingual Programs - Private Tuition			0
52	ED	Expenditures 15-22, L31, Col K	1922 Truants Alternative/Optional Ed Programs - Private Tuition			0
53	ED	Expenditures 15-22, L74, Col K - (G+I)	3000 Community Services			374,805
54	ED	Expenditures 15-22, L101, Col K	4000 Total Payments to Other District & Govt Units			1,124,347
55	ED	Expenditures 15-22, L113, Col G	- Capital Outlay			287,323
56	ED	Expenditures 15-22, L113, Col I	- Non-Capitalized Equipment			595,972
57	O&M	Expenditures 15-22, L129, Col K - (G+I)	3000 Community Services			0
58	O&M	Expenditures 15-22, L137, Col K	4000 Total Payments to Other Dist & Govt Units			0
59	O&M	Expenditures 15-22, L149, Col G	- Capital Outlay			332,863
60	O&M	Expenditures 15-22, L149, Col I	- Non-Capitalized Equipment			0
61	DS	Expenditures 15-22, L153, Col K	4000 Payments to Other Dist & Govt Units			0
62	DS	Expenditures 15-22, L163, Col K	5300 Debt Service - Payments of Principal on Long-Term Debt			1,755,000
63	TR	Expenditures 15-22, L178, Col K - (G+I)	3000 Community Services			0
64	TR	Expenditures 15-22, L189, Col K	4000 Total Payments to Other Dist & Govt Units			0
65	TR	Expenditures 15-22, L199, Col K	5300 Debt Service - Payments of Principal on Long-Term Debt			0
66	TR	Expenditures 15-22, L203, Col G	- Capital Outlay			513
67	TR	Expenditures 15-22, L203, Col I	- Non-Capitalized Equipment			0
68	MR/SS	Expenditures 15-22, L209, Col K	1125 Pre-K Programs			50,386
69	MR/SS	Expenditures 15-22, L211, Col K	1225 Special Education Programs - Pre-K			18,650
70	MR/SS	Expenditures 15-22, L213, Col K	1275 Remedial and Supplemental Programs - Pre-K			0
71	MR/SS	Expenditures 15-22, L214, Col K	1300 Adult/Continuing Education Programs			0
72	MR/SS	Expenditures 15-22, L217, Col K	1600 Summer School Programs			6,267
73	MR/SS	Expenditures 15-22, L273, Col K	3000 Community Services			31,152
74	MR/SS	Expenditures 15-22, L277, Col K	4000 Total Payments to Other Dist & Govt Units			0
76			Total Deductions (L19 through L74)		\$	6,054,324
77			Total Operating Expenses (Regular K-12)			59,593,412
78			9 Mo ADA (See the General State Aid Claim for 2008-09 (ISBE 54-33, L12)			5,532.65
79			Estimated OEPP (L77 / L78)		\$	10,771.22

	A	B	C	D	E	F
1	ESTIMATED OPERATING EXPENSE PER PUPIL (OEPPY/PER CAPITA TUITION CHARGE (PCTC) COMPUTATIONS (2008-09)					
3	<i>This schedule is completed for school districts only.</i>					
5	Fund	Sheet, Row	ACCOUNT NO - TITLE			Amount
6						
81	PER CAPITA TUITION CHARGE					
83	LESS OFFSETTING RECEIPTS/REVENUES:					
84	TR	Revenues 9-14, L42, Col F	1411	Regular -Transp Fees from Pupils or Parents (In State)	\$	0
85	TR	Revenues 9-14, L44, Col F	1413	Regular - Transp Fees from Other Sources (In State)		0
86	TR	Revenues 9-14, L45, Col F	1415	Regular - Transp Fees from Co-curricular Activities (In State)		0
87	TR	Revenues 9-14, L46, Col F	1416	Regular Transp Fees from Other Sources (Out of State)		0
88	TR	Revenues 9-14, L51, Col F	1431	CTE - Transp Fees from Pupils or Parents (In State)		0
89	TR	Revenues 9-14, L53, Col F	1433	CTE - Transp Fees from Other Sources (In State)		0
90	TR	Revenues 9-14, L54, Col F	1434	CTE - Transp Fees from Other Sources (Out of State)		0
91	TR	Revenues 9-14, L55, Col F	1441	Special Ed - Transp Fees from Pupils or Parents (In State)		0
92	TR	Revenues 9-14, L57, Col F	1443	Special Ed - Transp Fees from Other Sources (In State)		0
93	TR	Revenues 9-14, L58, Col F	1444	Special Ed - Transp Fees from Other Sources (Out of State)		0
94	ED	Revenues 9-14, L75, Col C	1600	Total Food Service		545,861
95	ED-O&M	Revenues 9-14, L82, Col C,D	1700	Total District/School Activity Income		53,752
96	ED	Revenues 9-14, L84, Col C	1811	Rentals - Regular Textbooks		73,912
97	ED	Revenues 9-14, L87, Col C	1819	Rentals - Other (Describe & Itemize)		0
98	ED	Revenues 9-14, L88, Col C	1821	Sales - Regular Textbooks		0
99	ED	Revenues 9-14, L91, Col C	1829	Sales - Other (Describe & Itemize)		14,421
100	ED	Revenues 9-14, L92, Col C	1890	Other (Describe & Itemize)		0
101	ED-O&M	Revenues 9-14, L95, Col C,D	1910	Rentals		10,268
102	ED-O&M-TR	Revenues 9-14, L98, Col C,D,F	1940	Services Provided Other Districts		0
103	ED-O&M-DS-TR-MR/SS	Revenues 9-14, L103, Col C,D,E,F,G	1991	Payment from Other Districts		0
104	ED-O&M-DS-TR-MR/SS-TORT	Revenues 9-14, L105, Col C	1993	Other Local Fees		1,494
105	ED-O&M-TR	Revenues 9-14, L130, Col C,D,F	3000	Total Special Education		1,687,766
106	ED-O&M-MR/SS	Revenues 9-14, L139, Col C,D,G	3200	Total Career and Technical Education		170,562
107	ED-MR/SS	Revenues 9-14, L143, Col C,G	3300	Total Bilingual Ed		10,131
108	ED	Revenues 9-14, L144, Col C	3360	State Free Lunch & Breakfast		64,155
109	ED-O&M-MR/SS	Revenues 9-14, L145, Col C,D,G	3365	School Breakfast Initiative		212
110	ED-O&M	Revenues 9-14, L146, Col C,D	3370	Driver Education		44,543
111	ED-O&M-TR-MR/SS	Revenues 9-14, L153, Col C,D,F,G	3500	Total Transportation		1,231,922
112	ED	Revenues 9-14, L154, Col C	3610	Learning Improvement - Change Grants		0
113	ED-O&M-TR-MR/SS	Revenues 9-14, L155, Col C,D,F,G	3660	Scientific Literacy		0
114	ED-TR-MR/SS	Revenues 9-14, L156, Col C,F,G	3695	Truant Alternative/Optional Education		96,384
115	ED-TR-MR/SS	Revenues 9-14, L158, Col C,F,G	3715	Reading Improvement Block Grant		283,449
116	ED-TR-MR/SS	Revenues 9-14, L159, Col C,F,G	3720	Reading Improvement Block Grant - Reading Recovery		0
117	ED-TR-MR/SS	Revenues 9-14, L160, Col C,F,G	3725	Continued Reading Improvement Block Grant		0
118	ED-TR-MR/SS	Revenues 9-14, L161, Col C,F,G	3726	Continued Reading Improvement Block Grant (2% Set Aside)		0
119	ED-O&M-TR-MR/SS	Revenues 9-14, L162, Col C,D,F,G	3766	Chicago General Education Block Grant		0
120	ED-O&M-TR-MR/SS	Revenues 9-14, L163, Col C,D,F,G	3767	Chicago Educational Services Block Grant		0
121	ED-O&M-DS-TR-MR/SS	Revenues 9-14, L164, Col C,D,E,F,G	3775	School Safety & Educational Improvement Block Grant		206,027
122	ED-O&M-DS-TR-MR/SS	Revenues 9-14, L165, Col C,D,E,F,G	3780	Technology - Learning Technology Centers		0
123	ED-TR	Revenues 9-14, L166, Col C,F	3815	State Charter Schools		0
124	O&M	Revenues 9-14, L169, Col D	3925	School Infrastructure - Maintenance		0
125	ED-O&M-DS-TR-MR/SS-Tort	Revenues 9-14, L170, Col C-G,J	3999	Other Restricted Revenue from State Sources		407,893
126	ED	Revenues 9-14, L179, Col C	4045	Head Start (Subtract)		0
127	ED-O&M-TR-MR/SS	Revenues 9-14, L183, Col C,D,F,G	-	Total Restricted Grants-In-Aid Received Directly from Federal Govt		0
128	ED-O&M-TR-MR/SS	Revenues 9-14, L190, Col C,D,F,G	-	Total Title V		0
129	ED-MR/SS	Revenues 9-14, L199, Col C,G	-	Total Food Service		2,032,299
130	ED-O&M-TR-MR/SS	Revenues 9-14, L209, Col C,D,F,G	-	Total Title I		2,298,597
131	ED-O&M-TR-MR/SS	Revenues 9-14, L214, Col C,D,F,G	-	Total Title IV		31,388
132	ED-O&M-TR-MR/SS	Revenues 9-14, L218, Col C,D,F,G	4620	Fed - Spec Education - IDEA - Flow Through/Low Incidence		1,184,418
133	ED-O&M-TR-MR/SS	Revenues 9-14, L219, Col C,D,F,G	4625	Fed - Spec Education - IDEA - Room & Board		425,260
134	ED-O&M-TR-MR/SS	Revenues 9-14, L220, Col C,D,F,G	4630	Fed - Spec Education - IDEA - Discretionary		0
135	ED-O&M-TR-MR/SS	Revenues 9-14, L221, Col C,D,F,G	4699	Fed - Spec Education - IDEA - Other (Describe & Itemize)		0
136	ED-O&M-MR/SS	Revenues 9-14, L226, Col C,D,G	4700	Total CTE - Perkins		0
137	ED,O&M,MR/SS	Revenues 9-14, L258, Col C,D,G	4904	Advanced Placement Fee/International Baccalaureate		0
138	ED-TR-MR/SS	Revenues 9-14, L259, Col C,F,G	4905	Emergency Immigrant Assistance		3,795
139	ED-TR-MR/SS	Revenues 9-14, L260, Col C,F,G	4909	Title III - English Language Acquisition		18,618
140	ED-TR-MR/SS	Revenues 9-14, L261, Col C,F,G	4910	Learn & Serve America		0
141	ED-O&M-TR-MR/SS	Revenues 9-14, L262, Col C,D,F,G	4920	McKinney Education for Homeless Children		0
142	ED-O&M-TR-MR/SS	Revenues 9-14, L263, Col C,D,F,G	4930	Title II - Eisenhower Professional Development Formula		14,162
143	ED-O&M-TR-MR/SS	Revenues 9-14, L264, Col C,D,F,G	4932	Title II - Teacher Quality		578,695
144	ED-O&M-TR-MR/SS	Revenues 9-14, L265, Col C,D,F,G	4960	Federal Charter Schools		0
145	ED-O&M-TR-MR/SS	Revenues 9-14, L266, Col C,D,F,G	4991	Medicaid Matching Funds - Administrative Outreach		323,968
146	ED-O&M-TR-MR/SS	Revenues 9-14, L267, Col C,D,F,G	4992	Medicaid Matching Funds - Fee-for-Service Program		24,196
147	ED-O&M-TR-MR/SS	Revenues 9-14, L268, Col C,D,F,G	4999	Other Restricted Revenue from Federal Sources (Describe & Itemize)		23,280
149				Total Allowance for PCTC Computation (L84 through L147)	\$	11,861,428
150				Net Operating Expense for PCTC Computation (L77 - L149)		47,731,984
151				Total Depreciation Allowance (from page 27, Col I)		2,843,921
152				Total Allowance for PCTC Computation (L150 + L151)		50,575,905
153				9 Mo ADA (from L78)		5,532.65
154				Total Estimated PCTC (L152 / 153)	\$	9,141.35
155						
156						
157	Note: ISBE will compute the final amount for line 154 by making adjustments related to the Federal Stimulus-American Recovery and Reinvestment Act 2009.					

	A	B	C	D	E	F	G	H	I	J						
1	ILLINOIS STATE BOARD OF EDUCATION															
2	School Business Services Division (N-330)															
3	100 North First Street															
4	Springfield, IL 62777-0001															
5																
6	LIMITATION OF ADMINISTRATIVE COSTS WORKSHEET						School District Name:		Danville CCSD 118							
7							(Section 17-1.5 of the School Code)						RCDT Number:		54-092-1180-24	
8																
9						Actual Expenditures, Fiscal Year 2009			Budgeted Expenditures, Fiscal Year 2010							
10			(10)	(20)			(10)	(20)								
11	Description		Funct. No.	Educational Fund	Operations & Maintenance Fund	Total	Educational Fund	Operations & Maintenance Fund	Total							
12	1. Executive Administration Services		2320	459,211		459,211	410,450		410,450							
13	2. Special Area Administration Services		2330	226,070		226,070	231,989		231,989							
14	3. Other Support Services - School Administration		2490	0		0			0							
15	4. Direction of Business Support Services		2510	0	0	0			0							
16	5. Internal Services		2570	107,485		107,485	114,240		114,240							
17	6. Direction of Central Support Services		2610	0		0			0							
18	7. Deduct - Early Retirement or other pension obligations required by state law and included above.					0			0							
19	8. Totals			792,766	0	792,766	756,679	0	756,679							
20	9. Percent Increase (Decrease) for FY2010 (Budgeted) over FY2009 (Actual)								-5%							
21																
22	CERTIFICATION															
23	I certify that the amounts shown above as "Actual Expenditures, Fiscal Year 2009" agree with the amounts on the district's Annual Financial Report for Fiscal Year 2009.															
24	I also certify that the amounts shown above as "Budgeted Expenditures, Fiscal Year 2010" agree with the amounts on the budget adopted by the Board of Education.															
25																
26																
27	_____					_____										
28	(Date)					Signature of Superintendent										
29	If line 9 is greater than 5% please check one box below.															
31	<input type="checkbox"/> The District is ranked by ISBE in the lowest 25th percentile of like districts in administrative expenditures per student (4th quartile) and will waive the limitation by board action, subsequent to a public hearing. Waiver resolution must be adopted no later than June 30.															
32																
34	<input type="checkbox"/> The district is unable to waive the limitation by board action and will be requesting a waiver from the General Assembly pursuant to the procedures in Chapter 105 ILCS 5/2-3.25g. Waiver applications must be postmarked by August 14, 2009 to ensure inclusion in the October 1, 2009 report, postmarked by January 8, 2010 to ensure inclusion in the March 1, 2010 report, or postmarked by August 13, 2010 to ensure inclusion in the October 1, 2010 report. Information on the waiver process can be found at www.isbe.net/isbewaivers/default.htm .															
35																
37	<input type="checkbox"/> The district will amend their budget to become in compliance with the limitation. Budget amendments must be adopted no later than June 30.															
38																

This page is provided for detailed itemizations as requested within the body of the report.

Type Below.

Page 8 - Line 64 - 1,942,292 - Transfer of Tort Money to NW Fund
587,834 - Transfer of Remaining Rent Fund Money to Operations and Maintenance

Page 10 - Line 74 - 52,311 - Miscellaneous Lunch

Page 11 - Line 106 - 72,696 - Reimbursements



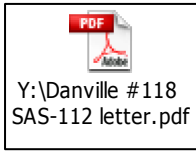
Page 12 - Line 170 - 407,893 - Orphanage Tuition

Page 13 - Line 198 - 108,495 - Commodities

Page 14 - Line 267 - 23,280 - Tech. Enhancement

Reference Pages.

- ¹ Do not enter negative numbers. Reports with negative numbers will be returned for correction.
- ² GASB Statement No. 24; Accounting and Financial Reporting for Certain Grants and Other Financial Assistance. The "On Behalf of" Payments should only be reflected on this page.
- ³ Equals Line 8 minus Line 17
- ⁴ Requires notification to the county clerk to abate an equal amount from taxes next extended.
- ⁵ Use of proceeds from the sale of school sites buildings, or other real estate is limited. See Sections 2-3.12 and 17-2.11 of the School Code.
- ⁶ Equals Line 43 minus Line 60.
- ⁷ Include revenue accounts 1110 through 1115, 1117, 1118 & 1120. Include taxes for bonds sold that are in addition to those identified separately.
- ⁸ Educational Fund (10) - Computer Technology only.
- ⁹ Corporate personal property replacement tax revenue must be first applied to the Municipal Retirement/Social Security Fund to replace tax revenue lost due to the abolition of the corporate personal property tax (30 ILCS 115/12). This provision does not apply to taxes levied for Medicare-Only purposes.
- ¹⁰ Include only tuition payments made to private facilities. See Function 4100 for public facility disbursements/expenditures.
- ¹¹ Payment towards the retirement of lease/purchase agreements or bonded/other indebtedness (principal only) otherwise reported within the fund—e.g. alternate revenue bonds(Describe & Itemize).



Instructions to insert word doc or pdf files:

Choose: **Insert** - Select: **Object** - Select **Create New** tab -
Select file type **Adobe Acrobat or Microsoft Word**
Document - Select **Create from File** tab - Select **Browse** -
Select **file that you want to embed** - Check **Display as**
icon - Select **OK**.

If you have trouble inserting pdf files it is because you do not have the Adobe program.

Audit Checklist

Section 2-3.27 of the School Code requires the Illinois State Board of Education to formulate and approve procedures and regulations for school district budgeting and accounting. In keeping with this requirement, the following checklist has been developed for use in reviewing the Illinois School District//Joint Agreement Annual Financial Report (Form 50-35) before forwarding it to the Illinois State Board of Education. The checklist is designed so that later clarifications, explanations or amendments requested by the Illinois State Board of Education will be minimized or eliminated.

*All entries must balance within the individual fund statements and schedules as instructed below.
Any error messages left unresolved below, will be returned to the school district/joint agreement.*

Round all entries to the nearest dollar.

- 1. The auditor's Opinion and Notes to the Financial Statements are attached or filed electronically.
- 2. Student Activity Funds, Convenience Accounts, and other agency funds are included, if applicable.
- 3. All audit questions on page 2 are answered with the appropriate response (Yes, No or N/A). Comments and explanations are included for all no answers.
- 4. All miscellaneous accounts and functions have the required and descriptive itemizations.
- 5. In all funds, Function No. 2900 does not include Worker's Compensation or Unemployment Insurance.
- 6. Tuition paid to another school district or to a joint agreement (in state) is coded to Function No. 4100.
- 7. Business Manager/Bookkeeper Costs are charged to the proper Function (No. 2510/2520).
- 8. Interest is allocated to all funds participating in each investment (Audit Question 3i).

Balancing Schedule

Check this Section for Error Messages

*The following assures that various entries are in balance. Any out of balance condition is followed by an error message in **RED** and must be resolved before submitting to ISBE. One or more errors detected may cause this AFR to be returned for corrections and resubmission. If impossible for entries to balance, please explain on the itemization page.*

Description:	Error Message
1. Cover Page: The Accounting Basis must be Cash or Accrual.	
2. The A-133 related documents must be completed and attached.	
What Basis of Accounting is used?	ACCRUAL
Are Federal Expenditures greater than \$500,000?	OK
Is all A133 information completed and enclosed?	OK
Were any findings issued?	NO FINDINGS WERE ISSUED
3. Page 3: Financial Information must be completed.	
Section A: Tax rates are not entered in the following format: [1.50 should be .0150]. Please enter with the correct decimal point.	OK
Section D: Check a or b that agrees with the school district type.	OK
4. Page 5: L4: Acct 111-115 - Cash Balances cannot be negative.	
Fund (10) ED: Cash balances cannot be negative.	OK
Fund (20) O&M: Cash balances cannot be negative.	OK
Fund (30) B&I: Cash balances cannot be negative.	OK
Fund (40) TR: Cash balances cannot be negative.	OK
Fund (50) MR/SS: Cash balances cannot be negative.	OK
Fund (60) S&C/CI: Cash balances cannot be negative.	OK
Fund (70) WC: Cash balances cannot be negative.	OK
Fund (80) Rent: Cash balances cannot be negative.	OK
Fund (90) FP&S: Cash balances cannot be negative.	OK
5. Page 5 & 6: Total Current & Capital Assets must = Total Liabilities & Fund Balance.	
Fund 10 (Col C, L13) must = (Col C, L42).	OK
Fund 20 (Line 13) must = (Line 42).	OK
Fund 30 (Col E, L13) must = (Col E, L42).	OK
Fund 40 (Col F, L13) must = (Col F, L42).	OK
Fund 50 (Col G, L13) must = (Col G, L42).	OK
Fund 60 (Col H, L13) must = (Col H, L42).	OK
Fund 70 (Col I, L13) must = (Col I, L42).	OK
Fund 80 (Col J, L13) must = (Col J, L42).	OK
Fund 90 (Col K, L13) must = (Col K, L42).	OK
Agency Fund (Line 13) must = (Line 42).	OK
General Fixed Assets (Col M, L23) must = (Col M, L42).	OK
General Long-Term Debt (L23) must = (Line 42).	OK
6. Page 5: Sum of Reserved & Unreserved Fund Balance must = Page 8: Ending Fund Balance.	
Fund 10 (Col C, L39-40) must = (Col C, L65).	OK
Fund 20 (Col D, L39-40) must = (Col D, L65).	OK
Fund 30 (Col E, L39-40) must = (Col E, L65).	OK
Fund 40 (Col F, L39-40) must = (Col F, L65).	OK
Fund 50 (Col G, L39-40) must = (Col G, L65).	OK
Fund 60 (Col H, L39-40) must = (Col H, L65).	OK
Fund 70 (Col I, L39-40) must = (Col I, L65).	OK
Fund 80 (Col J, L39-40) must = (Col J, L65).	OK
Fund 90 (Col K, L39-40) must = (Col K, L65).	OK
8. Page 25: Schedule of Bonds Payable must = Pages 5, 8 & 18: Basic Financial Statements.	
Note: Explain any unreconcilable differences in the Itemization sheet.	
Total Bonds Issued (P25, Col F, L49) must = Principal on Bonds Sold (P8, Col C:F, Col H:K, L32).	OK
Total Bond Principal Retired (P18, Col H, L163) must = Debt Service - Bond Principal Retired (P25, Col H, L49).	OK
9. Page 7 & 8: Other Sources of Funds (L 24:42) must = Other Uses of Funds (P8, L46:59).	

Description:	Error Message
Acct 7130 - Transfer Among Funds (Col C:K, L26) must = Acct 8130 Transfer Among Funds (Col C:K, L48)	OK
Acct 7140 - Transfer of Interest (Col C:K, L27) must = Acct 8140 Transfer of Interest (Col C:K, L49).	OK
Acct 7900 - ISBE Loan Proceeds (Col C:K, L 41) must = Acct 8910 - Transfers to Debt Service Fund to Pay Principal on ISBE Loans (Col C:K, L58)	OK
10. Page 26: Restricted Tax Levies (Line 15) must = Reserved Fund Balance (Pages 5 & 6, Line 42).	
Reserved Fund Balance (P5, Col C,D,F & G,L39) must be => Special Education (P26, Col D, L19).	OK
Reserve Fund Balance (P5, Col D:H, L39) must be >= Area Vocational Construction (P26, Col E,L19).	OK
If Tort Immunity Expenditures exist in the Ed Fund (P15, L51), then the Schedule of Tort Immunity Expenditures (P26, Col M, L11:L19) must be completed.	OK
12. Page 28: The 9 Month ADA must be entered on Line 78.	OK
13. Page 31: LIMITATION OF ADMINISTRATIVE COST, Budget Information must be completed and submitted to ISBE.	OK

CHECK FOR REFERENCE ERRORS

ANNUAL FEDERAL FINANCIAL COMPLIANCE REPORT (COVER SHEET)
DISTRICT/JOINT AGREEMENT
Year Ending June 30, 2009

DISTRICT/JOINT AGREEMENT NAME Danville CCSD 118	RCDT NUMBER 54-092-1180-24	CPA FIRM 9-DIGIT STATE REGISTRATION NUMBER 066-003421	
ADMINISTRATIVE AGENT IF JOINT AGREEMENT (as applicable)		NAME AND ADDRESS OF AUDIT FIRM DBH & Associates, LLC 220A Kickapoo Drive Danville	
ADDRESS OF AUDITED ENTITY (Street and/or P.O. Box, City, State, Zip Code) 516 N. Jackson Danville 61832		E-MAIL ADDRESS	
		NAME OF AUDIT SUPERVISOR Larry Fredin	
		CPA FIRM TELEPHONE NUMBER 217-431-0200	FAX NUMBER 217-431-6173

THE FOLLOWING INFORMATION MUST BE INCLUDED IN THE A-133 SINGLE AUDIT REPORT:

- A copy of the CPA firm's most recent peer review report and acceptance letter has been submitted to ISBE (either with the audit or under separate cover).
- Financial Statements including footnotes § .310 (a)
- Schedule of Expenditures of Federal Awards including footnotes § .310 (b)
- Independent Auditor's Report § .505
- Independent Auditor's Report on Compliance and on Internal Control Over Financial Reporting Based on an Audit of Financial Statements Performed in Accordance with *Government Auditing Standards* § .505
- Independent Auditor's Report on Compliance with Requirements Applicable to each Major Program and Internal Control over Compliance in Accordance with OMB Circular A-133 § .505
- Schedule of Findings and Questioned Costs § .505 (d)
- Summary Schedule of Prior Year Audit Findings § .315 (b)
- Corrective Action Plan § .315 (c)

THE FOLLOWING INFORMATION IS HIGHLY RECOMMENDED TO BE INCLUDED:

- Copy of Federal Data Collection Form § .320 (b)

Danville CCSD 118
54-092-1180-24

A-133 SINGLE AUDIT INFORMATION CHECKLIST

The following checklist is **OPTIONAL**; it is not a required form for completion of A-133 Single Audit information. The purpose of the checklist is to assist in determining if appropriate information has been correctly completed within the Annual Financial Report (AFR). This is not a complete listing of all A-133 requirements, but highlights some of the more common errors found during ISBE reviews.

GENERAL INFORMATION

1. **Signed** copies of audit opinion letters have been included with audit package submitted to ISBE.
2. All opinion letters use the **most current audit language** as mandated in SAS 112 and other pronouncements.
3. **ALL** Single Audit forms within the AFR Excel workbook have been completed, where appropriate.
- For those forms that are not applicable, "N/A" or similar language has been indicated.
4. **ALL** Federal revenues reported in FRIS Report 0053 (Summary of Payments) are accounted for in the Schedule of Expenditures of Federal Awards (SEFA).
Programs funded through ARRA are identified separately in SEFA
5. Federal revenues reported on the AFR reconcile to Federal revenues reported on the SEFA.
- Verify or reconcile on reconciliation worksheet.
6. The value of **COMMODITIES** has been included within the AFR on the **INDIRECT COSTS** page (IND COST INFO 29) on Line 12.
It **should not** be included in the Statement of Revenues Received (REVENUES 9-14) within the AFR Accounts 4210 - 4299.
Those accounts are specific cash programs, not non-cash assistance such as **COMMODITIES**.
7. Complete audit package (Data Collection Form, audit reports, etc.) has been submitted to the Federal Audit Clearinghouse in Jeffersonville, Indiana.

SCHEDULE OF EXPENDITURES OF FEDERAL AWARDS

8. **Programs funded through ARRA (Federal Stimulus funds) are identified separately from "regular" Federal programs**
- Program name includes "ARRA - " prefix
- Correct ARRA CFDA and ISBE program numbers are listed
9. All prior year's projects are included and reconciled to final FRIS report amounts.
- Including revenue and expenditure/disbursement amounts.
10. All current year's projects are included and reconciled to most recent FRIS report filed.
- Including revenue and expenditure/disbursement amounts.
11. Differences in reported spending amounts on the SEFA and the final FRIS reports should be detailed and/or documented in a finding, with discrepancies reported as Questioned Costs.
12. Child Nutrition Programs (CNP) are included on the SEFA:
Project year runs from October 1 to September 30, so projects will cross fiscal year;
This means that audited year revenues will include funds from both the prior year and current year projects.
13. Each CNP project should be reported on separate line (one line per project year per program).
14. Total CNP Revenue amounts are consistent with grant amounts awarded by ISBE for each program by project year.
15. Total CNP Expenditure amounts are consistent with grant amounts awarded by ISBE for each program by project year.
16. Exceptions should result in a finding with Questioned Costs.
17. The total value of **COMMODITIES** has been reported on the SEFA (CFDA 10.550).
- The value is determined from the following, **with each item on a separate line**:
 * Non-Cash Commodities: Monthly Commodities Bulletin for April (From the Illinois Commodities System accessed through ISBE web site)
Total commodities = A PAL Allocated + B PAL Allocated + Processing Deductions + Total Bonus Allocated
 * **Non-Cash Commodities: Commodities information for non-cash items received through Preferred Meal Systems**
Districts should track separately through year; no specific report available from ISBE
 * **Department of Defense Fresh Fruits and Vegetables** (District should track through year)
- The two commodity programs should be reported on separate lines on the SEFA.
 * **Amounts verified for Fresh Fruits and Vegetables cash grant program** (ISBE code 4240, but list in 4299 and detail information)
CFDA number: 10.582
18. **TOTALS** have been calculated for Federal revenue and expenditure amounts.
19. Obligations and Encumbrances are included where appropriate.
20. **FINAL STATUS** amounts are calculated, where appropriate.
21. Medicaid Fee-for-Service funds and E-Rate reimbursements have **not** been included on the SEFA.
22. **All** programs tested (not just Type A programs) are indicated by either an * or (M) on the SEFA.
23. **NOTES TO THE SEFA** within the AFR Excel workbook (SEFA-2) have been completed.
Including, but not limited to:
 24. Basis of Accounting
 25. Name of Entity
 26. Type of Financial Statements
 27. Subrecipient information (Mark "N/A" if not applicable)
 * **ARRA funds are listed separately from "regular" Federal awards**

SUMMARY OF AUDITOR RESULTS/FINDINGS/CORRECTIVE ACTION PLAN

28. Audit opinions expressed in opinion letters match opinions reported in Summary.
29. **All** Summary of Auditor Results questions have been answered.
30. All tested programs are listed.
31. Correct testing threshold has been entered. (OMB A-133, §_520)

Findings have been filled out completely and correctly (if none, mark "N/A").

32. Financial Statement and/or Federal Awards Findings information has been completely filled out for each finding.
33. Finding completed for **each Significant Deficiency** and for **each Material Weakness** noted in opinion letters.
34. Separate finding for each Federal program (i.e., don't report same finding for multiple programs on one sheet).
35. Separate finding sheet for each finding on programs (e.g., excess interest earned and unallowable expenditures are two findings and should be reported separately, even if both are on same program).
36. Questioned Costs have been calculated where there are questioned costs.
37. Questioned Costs are separated by fiscal year **and** by project.
38. Questioned Costs have been calculated for Interest Earned on **Excess Cash on Hand**.
- Should be based on actual amount of interest earned
39. **A CORRECTIVE ACTION PLAN** has been completed for each finding.
- Including Finding number, action plan details, projected date of completion, name and title of contact person

**Danville CCSD 118
54-092-1180-24**

RECONCILIATION OF FEDERAL REVENUES

Annual Financial Report to Schedule of Expenditures of Federal Awards

TOTAL FEDERAL REVENUE IN AFR

Account Summary 7-8, Line 4	Account 4000	\$ 13,064,995
Flow-through Federal Revenues		
Revenues 9-14, Line 85	Account 2200	52,459
Value of Commodities		
Indirect Cost Info 29, Line 12		108,495
Less: Medicaid Fee-for-Service		
Revenues 9-14, Line 221	Account 4992	(24,196)
AFR TOTAL FEDERAL REVENUES:		\$ 13,201,753

ADJUSTMENTS TO AFR FEDERAL REVENUE AMOUNTS:

Reason for Adjustment:

-----	-----
-----	-----
-----	-----
-----	-----
-----	-----
-----	-----
-----	-----

ADJUSTED AFR FEDERAL REVENUES	\$ 13,201,753
--------------------------------------	----------------------

Total Current Year Federal Revenues Reported on SEFA:		
Federal Revenues	Column D	\$ 13,093,258

Adjustments to SEFA Federal Revenues:

Reason for Adjustment:

-----	-----
-----	-----
-----	-----
-----	-----
-----	-----
-----	-----
-----	-----

ADJUSTED SEFA FEDERAL REVENUE:	\$ 13,093,258
---------------------------------------	----------------------

DIFFERENCE:	\$ 108,495
--------------------	-------------------

54-092-1180-24
Danville CCSD 118
SCHEDULE OF EXPENDITURES OF FEDERAL AWARDS
Year Ending June 30, 2009

Federal Grantor/Pass-Through Grantor/ Program or Cluster Title and Major Program Designation	CFDA Number ² (A)	ISBE Project # (1st 8 digits) or Contract #3 (B)	Receipts/Revenues		Expenditure/Disbursements ⁴		Obligations/ Encumb. (G)	Final Status (H)	Budget (I)
			Year 7/1/07-6/30/08 (C)	Year 7/1/08-6/30/09 (D)	Year 7/1/07-6/30/08 (E)	Year 7/1/08-6/30/09 (F)			
US Department of Education Pass Thru from Illinois State									
Board of Education									
Title I - Low Income	84.010A	08-4300-00	2,361,759	55,951	2,483,104	512		2,483,616	2,785,435
Title I - Low Income	84.010A	09-4300-00		2,242,646		2,271,200		2,271,200	2,413,855
Title IV - Drug Free Schools	84-186A	09-4400-00		31,388		36,999		36,999	41,645
Special Ed Pre-School Flow Thru	84.173A	09-4600-00		30,065		36,450		36,450	80,884
Special Ed IDEA Part B	84.027A	09-4620-00		1,597,212		1,602,997		1,602,997	1,736,057
Special Ed IDEA Room & Board	84.027A	08-4625-00		12,466		12,466		12,466	n/a
ARRA General State Aid (M)	84.394A	09-4850-00		6,076,254		6,076,254		6,076,254	n/a
Title III Immigrant Education	84.365A	09-4905-00		3,795		3,795		3,795	n/a
Title III Lang-Prog Limited	84.365A	09-4909-00		18,618		18,618		18,618	n/a
Title II Teacher Quality	84.340A	08-4932-00	554,153	14,162	589,464			589,464	596,519
Title II Teacher Quality	84.340A	09-4932-00		578,695		594,389		594,389	622,757
Technology - Enhanced Education	84.318X	08-4971-00	26,128		10,870	15,140		26,010	26,128
Technology - Enhanced Education	84.318X	09-4971-00		23,280		396		396	26,128

- (M) Program was audited as a major program as defined by OMB Circular A-133.

The accompanying notes are an integral part of this schedule.

- ¹ To meet state or other requirements, auditees may decide to include certain nonfederal awards (for example, state awards) in this schedule. If such nonfederal data are presented, they should be segregated and clearly designated as nonfederal. The title of the schedule should also be modified to indicate that nonfederal awards are included.
- ² When the CFDA number is not available, the auditee should indicate that the CFDA number is not available and include in the schedule the program's name and, if applicable, other identifying number.
- ³ When awards are received as a subrecipient, the identifying number assigned by the pass-through entity should be included in the schedule.
- ⁴ Circular A-133 requires that the value of federal awards expended in the form of non-cash assistance, the amount of insurance in effect during the year, and loans or loan guarantees outstanding at year end be included in either the schedule or a note to the schedule. Although it is not required, Circular A-133 states that it is preferable to present this information in the schedule (versus the notes to the schedule). If the auditee presents non-cash assistance in the notes to the schedule, the auditor should be aware that such amounts must still be included in part III of the data collection form.

54-092-1180-24
Danville CCSD 118
SCHEDULE OF EXPENDITURES OF FEDERAL AWARDS
Year Ending June 30, 2009

Federal Grantor/Pass-Through Grantor/ Program or Cluster Title and Major Program Designation	CFDA Number ² (A)	ISBE Project # (1st 8 digits) or Contract #3 (B)	Receipts/Revenues		Expenditure/Disbursements ⁴		Obligations/ Encumb. (G)	Final Status (H)	Budget (I)
			Year 7/1/07-6/30/08 (C)	Year 7/1/08-6/30/09 (D)	Year 7/1/07-6/30/08 (E)	Year 7/1/08-6/30/09 (F)			
US Department of Education Pass Thru from ROE									
Titel I - School Improvements	84.010A	09-4331-00		52,459		52,459		52,459	n/a
Total US Department of Education			2,942,040	10,736,991	3,083,438	10,721,675		13,805,113	
US Department of HHS Pass Thru from Illinois Dept. of HHS									
Medicaid Matching	95.778	09-4900-00		323,968		323,968		323,968	n/a
Total Department of HHS				323,968		323,968		323,968	

- (M) Program was audited as a major program as defined by OMB Circular A-133.

The accompanying notes are an integral part of this schedule.

- ¹ To meet state or other requirements, auditees may decide to include certain nonfederal awards (for example, state awards) in this schedule. If such nonfederal data are presented, they should be segregated and clearly designated as nonfederal. The title of the schedule should also be modified to indicate that nonfederal awards are included.
- ² When the CFDA number is not available, the auditee should indicate that the CFDA number is not available and include in the schedule the program's name and, if applicable, other identifying number.
- ³ When awards are received as a subrecipient, the identifying number assigned by the pass-through entity should be included in the schedule.
- ⁴ Circular A-133 requires that the value of federal awards expended in the form of non-cash assistance, the amount of insurance in effect during the year, and loans or loan guarantees outstanding at year end be included in either the schedule or a note to the schedule. Although it is not required, Circular A-133 states that it is preferable to present this information in the schedule (versus the notes to the schedule). If the auditee presents non-cash assistance in the notes to the schedule, the auditor should be aware that such amounts must still be included in part III of the data collection form.

54-092-1180-24
Danville CCSD 118
SCHEDULE OF EXPENDITURES OF FEDERAL AWARDS
Year Ending June 30, 2009

Federal Grantor/Pass-Through Grantor/ Program or Cluster Title and Major Program Designation	CFDA Number ² (A)	ISBE Project # (1st 8 digits) or Contract #3 (B)	Receipts/Revenues		Expenditure/Disbursements ⁴		Obligations/ Encumb. (G)	Final Status (H)	Budget (I)
			Year 7/1/07-6/30/08 (C)	Year 7/1/08-6/30/09 (D)	Year 7/1/07-6/30/08 (E)	Year 7/1/08-6/30/09 (F)			
US Department of Agriculture Pass Thru from Illinois									
State Board of Education									
National School Lunch	10.555	08-4210-00	1,203,762	250,849	1,203,762	250,849		1,454,611	n/a
National School Lunch	10.555	09-4210-00		1,215,889		1,215,889		1,215,889	n/a
Milk Program	10.556	08-4215-00	7,234	1,330	7,234	1,330		8,564	n/a
Milk Program	10.556	09-4215-00		7,976		7,976		7,976	n/a
School Breakfast Program	10.553	08-4220-00	367,713	90,072	367,713	90,072		457,785	n/a
School Breakfast Program	10.553	09-4220-00		357,688		357,688		357,688	n/a
Commodity Program	10.550	09-4550-00		134,559		134,559		134,559	n/a
Total Department of Agriculture			1,578,709	2,058,363	1,578,709	2,058,363		3,637,072	n/a
Grand Total			4,520,749	13,119,322	4,662,147	13,104,006		17,766,153	

- (M) Program was audited as a major program as defined by OMB Circular A-133.

The accompanying notes are an integral part of this schedule.

- ¹ To meet state or other requirements, auditees may decide to include certain nonfederal awards (for example, state awards) in this schedule. If such nonfederal data are presented, they should be segregated and clearly designated as nonfederal. The title of the schedule should also be modified to indicate that nonfederal awards are included.
- ² When the CFDA number is not available, the auditee should indicate that the CFDA number is not available and include in the schedule the program's name and, if applicable, other identifying number.
- ³ When awards are received as a subrecipient, the identifying number assigned by the pass-through entity should be included in the schedule.
- ⁴ Circular A-133 requires that the value of federal awards expended in the form of non-cash assistance, the amount of insurance in effect during the year, and loans or loan guarantees outstanding at year end be included in either the schedule or a note to the schedule. Although it is not required, Circular A-133 states that it is preferable to present this information in the schedule (versus the notes to the schedule). If the auditee presents non-cash assistance in the notes to the schedule, the auditor should be aware that such amounts must still be included in part III of the data collection form.

Danville CCSD 118
54-092-1180-24
SCHEDULE OF FINDINGS AND QUESTIONED COSTS
Year Ending June 30, 2009

SECTION I - SUMMARY OF AUDITOR'S RESULTS

FINANCIAL STATEMENTS

Type of auditor's report issued: UNQUALIFIED
 (Unqualified, Qualified, Adverse, Disclaimer)

INTERNAL CONTROL OVER FINANCIAL REPORTING:

- Material weakness(es) identified? YES X NO
- Significant Deficiency(s) identified that are not considered to be material weakness(es) YES X None Reported
- Noncompliance material to financial statements noted? YES X NO

FEDERAL AWARDS

INTERNAL CONTROL OVER MAJOR PROGRAMS:

- Material weakness(es) identified? YES X NO
- Significant Deficiency(s) identified that are not considered to be material weakness(es) YES X None Reported

Type of auditor's report issued on compliance for major programs: UNQUALIFIED
 (Unqualified, Qualified, Adverse, Disclaimer⁷)

Any audit findings disclosed that are required to be reported in accordance with Circular A-133, § .510(a)? YES X NO

IDENTIFICATION OF MAJOR PROGRAMS:⁸

CFDA NUMBER(S) ⁹	NAME OF FEDERAL PROGRAM or CLUSTER ¹⁰
84.394A	ARRA General Aid
93.778	Medicaid

Dollar threshold used to distinguish between Type A and Type B programs: \$300,000.00

Auditee qualified as low-risk auditee? X YES NO

⁷ If the audit report for one or more major programs is other than unqualified, indicate the type of report issued for each program. Example: "Unqualified for all major programs except for [name of program], which was qualified and [name of program], which was a disclaimer."

⁸ Major programs should generally be reported in the same order as they appear on the SEFA.

⁹ When the CFDA number is not available, include other identifying number, if applicable.

¹⁰ The name of the federal program or cluster should be the same as that listed in the SEFA. For clusters, auditors are only required to list the name of the cluster.

¹⁵ To the extent practical, indicate when management does not agree with the finding, questioned cost, or both.

Danville CCSD 118
54-092-1180-24
SUMMARY SCHEDULE OF PRIOR AUDIT FINDINGS¹⁹
Year Ending June 30, 2009

Finding NumberConditionCurrent Status²⁰

[If there are no prior year audit findings, please submit schedule and indicate NONE]

NONE

When possible, all prior findings should be on the same page

¹⁹ See the instructions in the Guide to Auditing and Reporting for Illinois Public Local Education Agencies for an explanation of this schedule.

²⁰ Current Status should include one of the following:

- A statement that corrective action was taken
- A description of any partial or planned corrective action
- An explanation if the corrective action taken was significantly different from that previously reported or in the management decision received from the pass-through entity.

Danville CCSD 118
54-092-1180-24
CORRECTIVE ACTION PLAN FOR CURRENT YEAR AUDIT FINDINGS²¹
Year Ending June 30, 2009

Corrective Action Plan

Finding No.: _____ N/A _____

Condition:

Plan:

Anticipated Date of Completion:

Name of Contact Person: [person responsible for implementation]

Management Response: [if applicable, an explanation giving specific reasons if the district officials do not agree with the finding and believes that corrective action is unnecessary.]

²¹ See the instructions in the Guide to Auditing and Reporting for Illinois Public Local Education Agencies for an explanation of this schedule.

FEDERAL STIMULUS - AMERICAN RECOVERY AND REINVESTMENT ACT (ARRA) of 2009
(Detailed Schedule of Receipts and Disbursements)

	A	B	C	D	E	F	G	H	I	J	K	L
1	<i>District's Accounting Basis is ACCRUAL</i>		---RECEIPTS---	-----DISBURSEMENTS-----								
2				(100)	(200)	(300)	(400)	(500)	(600)	(700)	(800)	(900)
3	ARRA Revenue Source Code	Acct #	ARRA Receipts	Salaries	Employee Benefits	Purchased Services	Supplies & Materials	Capital Outlay	Other	Non-Capitalized Equipment	Termination Benefits	Total Expenditures
4	Beginning Balance July 1, 2008		0									
5	General State Aid	4850	6,076,254	6,076,254								6,076,254
6	Title I Low Income	4851	0									0
7	Title I Neglected - Private	4852	0									0
8	Title I Delinquent - Private	4853	0									0
9	Title I School Improvement (Part A)	4854	0									0
10	Title I School Improvement (Part G)	4855	0									0
11	IDEA Part B Preschool	4856	0									0
12	IDEA Part B Flow Through	4857	0									0
13	Title II D Technology Formula	4860	0									0
14	Title II D Technology Competitive	4861	0									0
15	McKenney - Vento Homeless Education	4862	0									0
16	Child Nutrition Equipment Assistance	4863	0									0
17	Impact Aid Construction Formula	4864	0									0
18	Impact Aid Construction Competitive	4865	0									0
19	QZAB Tax Credits	4866	0									0
20	QSCB Tax Credits	4867	0									0
21	Build America Bonds Tax Credits	4868	0									0
22	Build America Bonds Interest Reimbursement	4869	0									0
23	ARRA Other I	4870	0									0
24	ARRA Other II	4871	0									0
25	ARRA Other III	4872	0									0
26	ARRA Other IV	4873	0									0
27	ARRA Other V	4874	0									0
28	ARRA Other VI	4875	0									0
29	ARRA Other VII	4876	0									0
30	ARRA Other VIII	4877	0									0
31	ARRA Other IX	4878	0									0
32	ARRA Other X	4879	0									0
33	ARRA Other XI	4880	0									0
34	Total ARRA Programs		6,076,254	6,076,254	0	0	0	0	0	0		6,076,254
35	Ending Balance June 30, 2009		0									

- 1. Were any funds from the State Fiscal Stabilization Fund Program (SFSF) General State-Aid (Account 4850, line 5) used for the following non-allowable purposes:**
- Payments of maintenance costs;
 - Stadiums or other facilities used for athletic contests, exhibitions or other events for which admission is charged to the general public;
 - Purchase or upgrade of vehicles;
 - Improvements of stand-alone facilities whose purpose is not the education of children such as central office administrative buildings;
 - Financial assistance to students to attend private elementary or secondary schools unless the funds are used to provide special education and related services to children with disabilities as authorized by the IDEA Act;
 - School modernization, renovation, or repair that is inconsistent with State Law.

2. If any above boxes are checked provide the total amount of questioned costs and provide an explanation below: _____